



**S.A.F.F.A. s.r.l**

Via Roma n. 1/b  
15039 Ozzano Monferrato (AL) – ITALY  
Tel. ++39 – 0142-487183 – Fax ++39 - 0142-487083  
E-mail : [uffcomm@saffa.it](mailto:uffcomm@saffa.it)  
<http://www.saffa.it>

## **CATALOGO FRENI E GUARNIZIONI D'ATTRITO**

*Brakes and friction linings catalogue*



**“LINEA AGRICOLTURA”**

**EDIZIONE 3**



## INDICE

*Index*
























CATALOGO FRENI AGRICOLTURA <i>Agricultural brakes catalogue</i>	Pag. 3
ATTUATORI PER TRATTORI COMPLETI DI TASSELLI USURA <i>Attuator Assy</i>	Pag. 35
ANELLI PER DISCHI FRENO, DISCHI FRIZIONE E GIUNTI CARDANICI <i>Linings</i>	Pag. 36
RIBATTINI <i>Rivets</i>	Pag. 40
NASTRO FRENO IN ROTOLI <i>Brake Band Roll</i>	Pag. 42
LASTRE PER FRENI E FRIZIONI <i>Slabs for brakes &amp; clutches</i>	Pag. 44
PIASTRINE SINTERIZZATE <i>Sintereted Buttons</i>	Pag. 45
PASTIGLIE FRENO <i>Brake Pads</i>	Pag. 47
CROSS REFERENCE	Pag. 52











## TIPOLOGIA PRODOTTI E DESCRIZIONE








### *Product type and description*



	DISCO FRENO CON ANELLI INCHIODATI <i>Brake disc with riveted facings</i>
	DISCO FRENO CON ANELLI INCOLLATI <i>Brake disc with bonded facings</i>
	DISCO FRENO CON ANELLI SINTERIZZATI IN GRAFITE <i>Brake disc with graphite facings</i>
	DISCO FRENO CON ANELLI SINTERIZZATI IN RAME <i>Brake disc with sintered facings</i>
	DISCO INTERMEDIO ACCIAIO <i>Intermediate steel disc</i>
	BANDELLA FRENO CON CEPPO INCHIODATO <i>Brake band with riveted brake shoes</i>
	BANDELLA FRENO CON CEPPO INCOLLATO <i>Brake band with bonded brake shoes</i>
	DISCO FRENO ACCIAIO <i>Steel brake disc</i>
	PASTIGLIA FRENO IN MATERIALE ORGANICO <i>Brake pad / Organic material</i>
	
	
	PASTIGLIA FRENO IN MATERIALE SINTERIZZATO <i>Brake pad / Sintered material</i>
	ANELLO FORATO PER DISCO FRENO <i>Drilled facing for brake disc</i>
	CEPPO FRENO FORATO <i>Drilled brake shoe</i>




COSTRUTTORE		SAFFA	DIAMETRO	MOZZO	CAVE	SAFFA
Make and Model			Diameter	Hub	Splines	



















AGRIFULL Ruote / Wheels							
R 235 VIGNETO R 335 VIGNETO R 345 R 350 SPRINT JOLLY 50 DERBY 60 - 80 GRISO 70 - 75		<b>A128TF</b>	131x70x3,8	40x36xev	20		<b>3028</b>
TORNADO 80 RODEO 90 Turbo RODEO 95 Turbo		<b>A178TF</b>	178x102x4,7	40x36xev	20		<b>3029</b>
30 40 - 40 DT		<b>21005</b>	210x38x5				<b>23004</b>
45 - 45 DT 50 - 50 DT 55 V - F - F - DT 55 - 60 60 E - 60 E DT - 60 L DT 60 F - 60 F DT 70 F DT - 70 L DT			165x41x4,8	45x41xev	22		<b>2940267</b>
			172x94x2,65				<b>2960170</b>
			165x41x4,8	45x41xev	22		<b>2940267</b>
			172x94x2,65				<b>2960170</b>
70 - 70 DT - 70 E - 70 E DT 70 II F DT - 80 II F DT 80 E - 80 E DT - 80 F - 80 F DT			Freno di Stazionamento <i>Parking Brake</i>				<b>2979044</b>
			115x57,9x4		21		<b>2960148</b>
			261x50x10	63x50xev	14		<b>2940110</b>
			325x175x5				<b>2960009</b>
80.60 V - F 80.70 - 80.70 F			Freno di Stazionamento <i>Parking Brake</i>				<b>2979007</b>
			215x132x5		52		<b>2960159</b>
90 - 90 DT 90 E - 90 E DT 100 - 100 DT 100 E - 100 E DT 110 - 110 DT 110 E - 110 E DT 80.85 - 80.95 - 80.105			304x57x10	71x57xev	14		<b>2940111</b>
			Freno di Stazionamento <i>Parking Brake</i>				<b>2979007</b>
			215x132x5		52		<b>2960159</b>
			365x62x10		13		<b>2940138</b>
			445x240x7				<b>2960012</b>
140 140 DT Turbo			Freno di Stazionamento <i>Parking Brake</i>				<b>2979007</b>
			215x132x5		52		<b>2960159</b>

COSTRUTTORE		SAFFA	DIAMETRO	MOZZO	CAVE	SAFFA	
Make and Model			Diameter	Hub	Spines		
80.46 E 80.56 - 80.56 E 80.66 - 80.66 E 80.76 - 80.76 E			165x41x4,8	45x41xev	22		<b>2940267</b>
			172x94x2,65				<b>2960170</b>
			Freno di Stazionamento <i>Parking Brake</i>				<b>2979044</b> <b>2979045</b>
			111x57,9x4		21		<b>2960148</b>
65 De Luxe 70 De Luxe			261x50x10	63x50xev	14		<b>2940110</b>
			325x175x5				<b>2960009</b>
			Freno di Stazionamento <i>Parking Brake</i>				<b>2979044</b> <b>2979045</b>
			111,5x57,9x4		21		<b>2960148</b>
80 De Luxe 90 De Luxe			165x41x4,8	45x41xev	22		<b>2940267</b>
			172x94x2,65				<b>2960170</b>








AGRIFULL Cingolati / Crawlers							
230 C 235 C 345 C 355 C		<b>21002</b>	198x50x6 3 ceppi / <i>brake shoe</i>				<b>22002</b>
C 60 C 70			214x50x6 3 ceppi incollati / <i>bonded shoe</i>				<b>23006</b>
C 80.50  C 70 - 80 Special		<b>21010</b>	214x50x6 3 ceppi / <i>brake shoe</i>				<b>22010</b>
55 CV - CF		<b>21010</b>	214x50x6 3 ceppi / <i>brake shoe</i>				<b>22010</b>













ARBOS BUBBA							
Tutti i modelli		<b>A178TF</b>	178x102x4,8	64x61xev	49		<b>3580</b>






BELARUS							
MTZ 50 - 52 MTZ 80 - 82			190x100x4,5	68x58xev	16		<b>3581</b>
MTZ 50 - 52		<b>A178TF</b>	178x102x4,7	50x44xev	16		<b>3613</b>

COSTRUTTORE		SAFFA	DIAMETRO	MOZZO	CAVE	SAFFA
Make and Model			Diameter	Hub	Spines	
TRACTOR		A200TF	200x120x4,8	50x44xev	16	 4325
<b>BEN - FRA</b> Caricatori / Loaders						
4513 S		A230I	230x160x6,2	60x55xev	22	 3132
4513 S			Pastiglie freno ant. e post. <i>Front and rear brake pad</i>			 4570
215 I			Pastiglie freno ant. e post. <i>Front and rear brake pad</i>			 4870
315 B - D - I 415 D - I 515 B			Pastiglie freno ant. e post. <i>Front and rear brake pad</i>			 4336
<b>BEN - FRA</b> Escavatori gommati / Excavators						
4 Rd 5 Rd 7 Rd			Pastiglie freno ant. e post. <i>Front and rear brake pad</i>			 4367
			Freno riduttore <i>Reducer brake</i>			 4570
7.08			Pastiglie freno ant. e post. <i>Front and rear brake pad</i>			 4336
			Freno riduttore <i>Reducer brake</i>			 4870
<b>BEN - FRA</b> Escavatori cingolati / Excavators						
4 Ch - 5 Ch			Freno riduttore <i>Reducer brake</i> Pastiglie freno ant. e post. <i>Front and rear brake pad</i>			 4367
6 Ch - 8 Ch - 10 Ch 9.05 - 9.07 9.08 - 9.09 9.10 - 9.11 - 9.12			Freno riduttore <i>Reducer brake</i> Pastiglie freno ant. e post. <i>Front and rear brake pad</i>			 4570
<b>BEN - FRA</b> Terne / Backhoe Loaders						
6504 B 6534 B 8504 B			Pastiglie freno ant. e post. <i>Front and rear brake pad</i>			 4367
8531 9531 B 10541			Pastiglie freno ant. e post. <i>Front and rear brake pad</i>			 4336
1.05 1.15 1.25			Pastiglie freno ant. e post. <i>Front and rear brake pad</i>			 4870
1.35 1.36 B 4.07 H			Pastiglie freno ant. e post. <i>Front and rear brake pad</i>			 4367
4.8 4.10 4.11 Turbo 4.12			Pastiglie freno ant. e post. <i>Front and rear brake pad</i>			 4367






COSTRUTTORE	SAFFRA	DIAMETRO	MOZZO	CAVE	SAFFRA
		Diameter	Hub	Splines	
Make and Model					



BENATI Macchine movimento terra						
BEN 9 SB BEN 12 SB			Pastiglie freno ant. e post. <i>Front and rear brake pad</i>			4336
BEN 12 SB			Pastiglie freno ant. e post. <i>Front and rear brake pad</i>			4367
BEN 19 SB			Pastiglie freno ant. e post. <i>Front and rear brake pad</i>			4325 DX 4325 SX
BEN 22 SB			Pastiglie freno ant. e post. <i>Front and rear brake pad</i>			4339
BEN 25 SB			Pastiglie freno ant. e post. <i>Front and rear brake pad</i>			4340
BEN 60 HC		21010	214x50x6 3 ceppi / <i>brake shoe</i>			22010








CARRARO Ruote / Wheels						
602 - 604 652 - 654 702 - 704 732 - 734 6000 48.2 - 48.2 FV 48.4 - 48.4 FV 58.2 - 58.2 FV 58.4 - 58.4 FV		A152TF	152x79x4,8	72x66xev	27	 4209
68.2 - 68.4 78.2 - 78.4 88.2 - 88.4		A178TF	178x102x4,7	48x44xev	23	 3409
520.2 - 520.2 V 520.4 - 520.4 V 620.2 - 620.4 - 620.4 V - 620.4 F 720.2 - 720.2 F - 720.2 V 720.4 - 720.4 F - 720.4 V		A152TF	152x79x4,8 165x41x4,8 172x94x2,65	72x66xev 45x41xev	27 22	   4209 2940267 2960170
820.2 - 820.4 920.2 - 920.4 1020.2 - 1020.4		A152TF	152x79x4,8 178x44x4,8 184x114x2,7	55,5x50xev 48x44xev	20 23	   4061 2940175B 2960149



CARRARO Cingolati / Crawlers						
450 C - 450 CL 455 C 505C - 555 C		21010	214x50x6 3 ceppi / <i>brake shoe</i>			22010
3500 C 4500 C		21010	214x50x6 3 ceppi / <i>brake shoe</i>			22010
6300 C1 - 2 serie			214x50x6 3 ceppi incollati / <i>bonded shoe</i>			23006





COSTRUTTORE			DIAMETRO	MOZZO	CAVE	
Make and Model			Diameter	Hub	Spines	



CATERPILLAR						
IT 12			Pastiglia freno / Brake pad			4259
IT 18 - IT 28			Pastiglia freno / Brake pad			4325 DX 4325 SX
910			Pastiglia freno / Brake pad			4258
920			Pastiglia freno / Brake pad			4259
816 - 926			Pastiglia freno / Brake pad			4325 DX 4325 SX





CLAAS							
Miteitrebbie - Harvester		<b>A165TF</b>	165x90x5	41,5x36xEV	10		1419

CLAYSON							
135 - 140 1545 - 1550		<b>A127TF</b>	127x69x5	35x29x5,5	10		1408
357 - 362 135 - 149 1545 - 1550		<b>A165TF</b>	165x89x4,7	35x29x5,5	10		1419
1450 - 1550 8060 - 8070		<b>A178TF</b>	178x102x4,7	45x38xev	13		3438
Miteitrebbie - Harvester		<b>A178TF</b>	178x102x4,7	64x61xev	49		3580

DE NARDI							
Varie applicazioni - several types		<b>A102TF</b>	102x51x4,7	40x36xev	20		3030








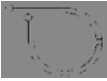




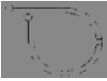













DEUTZ							
Varie applicazioni - several types		<b>A228TF</b>	228x152x4,7	68,8x64,4xev	32		4150
Varie applicazioni - several types		<b>A228TF</b>	228x152x4,7	75,6x71xev	36		4160


























EBRO							
Varie applicazioni - several types		<b>A102TF</b>	102x51x4,3	31x28xev	23		1134











FENDT							
Serie 300		<b>A165TF</b>	165x89x4,7	45x40xev	22		4081
Serie 300 (versione con anelli incollati)		<b>A165I</b>	165x89x4,7	45x40xev	22		4149




































COSTRUTTORE			DIAMETRO	MOZZO	CAVE		
			Diameter	Hub	Spines		










FIAT Ruote / Wheels							
25 R		<b>21002</b>	198x50x6 3 ceppi / Brake shoe				<b>22002</b>
La piccola 200 R - 211 R 221 R - 231 R 241 R - 251 R 220 215 R			198x38x5  3 ceppi / Brake shoe				<b>22001</b>
250 300 - 300 DT 350 - 350 N 420 - 420 DT		<b>21005</b>	210x38x5 2 ceppi / Brake shoe  210x38x5 2 ceppi incollati / <i>bonded shoe</i>			 	<b>23004</b>  <b>23004/1</b>
311 R 312 - 315 331 R 411 R/T - 415 431 R		<b>21003</b>	176x50x6  3 ceppi / Brake shoe				<b>22003</b>
400 - 400 DT		<b>21004</b>	188x50x6 3 ceppi / Brake shoe  188x50x6 3 ceppi incollati / <i>bonded shoe</i>			 	<b>22004</b>  <b>23002</b>
450 - 450 DT 480 480 Vigneto		<b>21004</b>	188x50x6 3 ceppi / Brake shoe  188x50x6 3 ceppi incollati / <i>bonded shoe</i>			 	<b>22004</b>  <b>23002</b>
470 S - 470 S DT 474 - 474 DT 460 - 460 DT 470 - 470 DT		<b>A130TF</b>	130x70x3,8	40x36xev	20		<b>3028</b>
500 - 500 DT - 500 S 500 DAL - 500 DAL DT 540 - 540 DT - 540 S		<b>21004</b>	188x50x6 3 ceppi / Brake shoe  188x50x6 3 ceppi incollati- <i>bonded shoe</i>  188x56x6 3 ceppi incollati- <i>bonded shoe</i>			  	<b>22004</b>  <b>23002</b>  <b>23005</b>
512 R 513 R 615 R		<b>A230I</b>	230x160x6,2	60x55xev	22		<b>3132</b>
550 - 550 DT 600 - 600 DT		<b>21004</b>	188x50x6 3 ceppi / Brake shoe  188x50x6 3 ceppi incollati / <i>bonded shoe</i>			 	<b>22004</b>  <b>23002</b>
			261x50x10	63x50xev	14		<b>2940110</b>




COSTRUTTORE		SAFFA	DIAMETRO	MOZZO	CAVE	SAFFA	
Make and Model			Diameter	Hub	Splines		
570 - 570 DT - 570 Vigneto 580 - 580 DT 670 - 670 DT - 670 Frutteto 680 - 680 DT 780 - 780 DT - 780 E - 780 E DT			325x175x5 Freno di Stazionamento <i>Parking Brake</i> 215x132x5		52	  	<b>2960009</b> <b>2979007</b> <b>2979008</b> <b>2960159</b>
640 - 640 DT		<b>21004</b>	188x50x6 3 ceppi / Brake shoe 188x50x6 3 ceppi incollati / <i>bonded shoe</i> 188x56x6 3 ceppi incollati / <i>bonded shoe</i>			  	<b>22004</b> <b>23002</b> <b>23005</b>
650 - 650 DT 700 - 700 E - 715 750 - 750 DT		<b>A230I</b>	230x160x6,2	60x55xev	22		<b>3132</b>
840 - 850 - 850 DT 850 S - 850 S DT 880 - 880 DT			304x57x10 374x215x5 Freno di Stazionamento <i>Parking Brake</i> 215x132x5	71x57xev	14  52	   	<b>2940111</b> <b>2960011</b> <b>2979007</b> <b>2979008</b> <b>2960159</b>
880/4 1000 - 1000 DT 1000 S - 1000 S DT			280x64x5	70x64xev	26		<b>2930129</b>
800 - 800 E 900 - 900 E 1000 - 1000 E		<b>A230I</b>	230x160x6,2	60x55xev	22		<b>3132</b>
1180 - 1180 DT			365x62x10 445x240x7 Freno di Stazionamento <i>Parking Brake</i> 215x132x5		13  52	   	<b>2940138</b> <b>2960012</b> <b>2979007</b> <b>2979008</b> <b>2960159</b>
1300 - 1300 DT 1300 S - 1300 S DT			280x64x5	70x64xev	26		<b>2930129</b>
1280 - 1280 DT 1380 - 1380 DT 1580 - 1580 DT 1880 - 1880 DT			365x62x10 445x240x7 Freno di Stazionamento <i>Parking Brake</i> 215x132x5		13  52	   	<b>2940138</b> <b>2960012</b> <b>2979007</b> <b>2979008</b> <b>2960159</b>







COSTRUTTORE		SAFFA	DIAMETRO	MOZZO	CAVE	SAFFA	
Make and Model			Diameter	Hub	Splines		
55.90 - 55.90 DT 60.90 - 60.90 DT 65.90 - 65.90 DT 70.90 - 70.90 DT 80.90 - 80.90 DT			261x50x10  Freno di Stazionamento <i>Parking Brake</i>  111,5x57,9x4	63x50xev	14   21	  	<b>2940110</b> <b>2979044</b> <b>2979045</b> <b>2960148</b>
90.90 - 90.90 DT 100.90 - 100.90 DT 110.90 - 110.90 DT			304x57x10  Freno di Stazionamento <i>Parking Brake</i>  215x132x5	71x57xev	14   52	  	<b>2940111</b> <b>2979007</b> <b>2979008</b> <b>2960159</b>
115.90 - 115.90 DT 130.90 Turbo - 130.90 DT Turbo 140.90 Turbo - 140.90 DT Turbo 160.90 Turbo - 160.90 DT Turbo 180.90 Turbo - 180.90 DT Turbo			365x62x10  445x240x7  Freno di Stazionamento <i>Parking Brake</i>  215x132x5		13   52	   	<b>2940138</b> <b>2960012</b> <b>2979007</b> <b>2979008</b> <b>2960159</b>







FIATAGRI Ruote / Wheels							
366 - 366 DT 45.66 - 45.66 DT 50.66 - 50.66 V / F / F DT 55.66 - 55.66 V / F / F DT 45.76 V DT 55.76 V / F DT 50.86 SV / V DT 55.86 SV / F / V DT			165x41x4,8  172x94x2,65  Freno di Stazionamento <i>Parking Brake</i>  115x57,9x4	45x41xev	22   21	   	<b>2940267</b> <b>2960170</b> <b>2979044</b> <b>2979045</b> <b>2960148</b>
466 - 466 DT 55.46 Super - 55.46 DT 60.46 DT 65.46 - 65.46 DT		<b>21009</b>	188x56x6 3 ceppi / Brake shoe				<b>22009</b>
466 - 466 DT 566 - 566 DT 566 E - 566 E DT 666 - 666 Dt 666 E - 666 E DT 766 - 766 DT 766 E - 766 E DT			165x41x4,8  172x94x2,65  Freno di Stazionamento <i>Parking Brake</i>  115x57,9x4	45x41xev	22   21	   	<b>2940267</b> <b>2960170</b> <b>2979044</b> <b>2979045</b> <b>2960148</b>
55.88 DT 60.88 DT 65.88 DT 70.88 DT			261x50x10  Freno di Stazionamento <i>Parking Brake</i>	63x50xev	14	 	<b>2940110</b> <b>2979044</b> <b>2979045</b>

COSTRUTTORE		SAFFA	DIAMETRO	MOZZO	CAVE	SAFFA
Make and Model			Diameter	Hub	Spines	
80.88 DT			111,5x57,9x4		21	 <b>2960148</b>
50.86 SV DT / V DT 55.86 SV DT / F DT 60.76 F DT 62.86 F DT 70.76 LP / V / F DT 70.86 SV DT / V DT 72.86 LP / F DT 80.86 F DT 82.86 LP / F DT			165x41x4,8  172x94x2,65	45x41xev	22	 <b>2940267</b>  <b>2960170</b>
60.93 - 60.94 65.93 - 65.94 72.93 - 72.94 L60 - L60 DT L65 - L65 DT L75 - L75 DT L85 - L85 DT L95 - L95 DT			261x50x10  Freno di Stazionamento <i>Parking Brake</i>  111,5x57,9x4	63x50xev	14   21	 <b>2940110</b>  <b>2979044</b>  <b>2979045</b>  <b>2960148</b>
FIATAGRI Cingolati / Crawlers						
25 C - CL - CF - CS		<b>21002</b>	198x50x6 3 ceppi / Brake shoe			 <b>22002</b>
220 C - 255 C			198x38x5 3 ceppi / Brake shoe			 <b>22001</b>
311 C - 332 C 351 C - 352 C 355 C 400 C - 411 C / CI 451 C - 455 C 505 C - C Super 465 C Vigneto / Frutteto		<b>21010</b>	214x50x6 3 ceppi incollati / bonded shoe  214x50x6 3 ceppi / Brake shoe			 <b>23006</b>  <b>22010</b>
555 C 605 C - C Super		<b>21018</b>	214x56x6 3 ceppi / Brake shoe			 <b>22018</b>
1355 C		<b>21014</b>	137x92x6,5 3 ceppi / Brake shoe			 <b>22014</b> Tipo superiore
		<b>21014</b>	137x92x6,5 3 ceppi / Brake shoe			 <b>22015</b> Tipo inferiore
55.65 Vigneto / Frutteto 55.65 Montagna 60.65 Vigneto		<b>21010</b>	214x50x6 3 ceppi / Brake shoe			 <b>22010</b>



COSTRUTTORE			DIAMETRO	MOZZO	CAVE	
			Diameter	Hub	Splines	
60.65 Frutteto 60.65 Montagna 70.65 - 70.65 Montagna 80.65		<b>21145</b>	214x60x6 3 ceppi incollati / <i>bonded shoe</i>			<b>23145</b>
			214x60x6 3 ceppi / Brake shoe			<b>22145</b>
			214x65x6 3 ceppi / Brake shoe			<b>22148</b>
55.75 Frutteto 55.75 Vigneto 55.75 Montagna 60.75 Vigneto 55.85 60.85		<b>21010</b>	214x50x6 3 ceppi incollati / <i>bonded shoe</i>			<b>23006</b>
			214x50x6 3 ceppi / Brake shoe			<b>22010</b>


FIATALLIS Agricoltura cingolati / Crawlers						
FA 100 - FA 150		<b>21014</b>	137x92x6,5 3 ceppi / Brake shoe			<b>22014</b> Tipo superiore
			137x92x6,5 3 ceppi / Brake shoe			<b>22015</b> Tipo inferiore



FIATALLIS Apripista cingolati / Crawlers dozers						
MOD. 4		<b>21010</b>	214x50x6 3 ceppi incollati / <i>bonded shoe</i>			<b>23006</b>
			214x50x6 3 ceppi / Brake shoe			<b>22010</b>
7 C 7D 9		<b>21014</b>	137x92x6,5 3 ceppi / Brake shoe			<b>22014</b> Tipo superiore
			137x92x6,5 3 ceppi / Brake shoe			<b>22015</b> Tipo inferiore
























FIATALLIS Caricatori cingolati / Crawlers loaders						
FD 20 - FD 20/2		<b>21010</b>	214x50x6 3 ceppi / Brake shoe			<b>22010</b>
FL 4 C FL 55 FL 4 C Idrovert FL 4 D Idrovert FL 4 L M		<b>21018</b>	214x56x6 3 ceppi incollati / <i>bonded shoe</i>			<b>23007</b>
			214x56x6 3 ceppi / Brake shoe			<b>22018</b>
FL 6		<b>21013</b>	119X70X6,5 6 ceppi / Brake shoe			<b>22013</b>
				<b>21011</b>	119x90x6,5 6 ceppi / Brake shoe	
FL 8 FL 8 C		<b>21014</b>	137x92x6,5 3 ceppi / Brake shoe			<b>22014</b> Tipo superiore
				<b>21014</b>	137x92x6,5 3 ceppi / Brake shoe	

<b>COSTRUTTORE</b> <i>Make and Model</i>			<b>DIAMETRO</b> <i>Diameter</i>	<b>MOZZO</b> <i>Hub</i>	<b>CAVE</b> <i>Spines</i>		
---	--	---	------------------------------------	----------------------------	------------------------------	--	---

<b>FIATALLIS</b> Caricatori gommati / Wheels loaders							
FR 7 FR 9 - FR 9B FR 10 B			Pastiglia freno / Brake pad				<b>4336</b>
FR 11 - FR 12 C FR 15 - FR 15 B FR 20 - FR 20 B			Pastiglia freno / Brake pad				<b>4258</b>

<b>FIATALLIS</b> Terne / Backhoe loaders							
FB 7 FB 7 B FB 7 CM			Pastiglia freno / Brake pad				<b>4336</b>

<b>FIORI BETONIERE</b>							
Tutti i tipi		<b>A165TF</b>	165x89x4,8	50x45xev	24		<b>4154</b>


<b>FORD</b> Ruote / Wheels							
SUPER MAJOR		<b>A165TF</b>	165x89x4,7	59x57xev	27		<b>1371</b>
SUPER MAJOR		<b>A102TF</b>	102x51x4,3	31x28,5xev	23		<b>1134</b>
2000 3000		<b>A102TF</b>	102x51x4,3	31x28,5xev	23		<b>1134</b>
2100 - 2110 - 2310 2600 - 2810 - 2910 3100			205x53x4,9	61x53xev	22		<b>2930168</b>
			228x127x2,6				<b>2960169</b>
3500 - 3550 - 3600 - 3610 4000 - 4100 - 4400 - 4500		<b>A102TF</b>	102x51x4,3	31x28,5xev	23		<b>1134</b>
2310 - 2600 - 2610 2810 - 2910 3600 - 3610		<b>A102TF</b>	102x51x4,3	31x28,5xev	23		<b>1134</b>
3900 - 3910 4100 - 4110 4600 - 4610			205x53x4,9	61x53xev	22		<b>2930168</b>
			228x127x2,6				<b>2960169</b>
		<b>A102TF</b>	102x51x4,3	31x28,5xev	23		<b>1134</b>
5000 - 8100 - 5200 5600 - 5610 6600 - 6610 6700 - 6710 7000 7100 7200			224x53x4,9	61x53xev	22		<b>2930166</b>
			228x127x2,6				<b>2960512</b>
7600 - 7610 7700 - 7710 - 7810		<b>A102TF</b>	102x51x4,3	31x28,5xev	23		<b>1134</b>

<b>COSTRUTTORE</b>			<b>DIAMETRO</b>	<b>MOZZO</b>	<b>CAVE</b>		
<i>Make and Model</i>			<i>Diameter</i>	<i>Hub</i>	<i>Spines</i>		


















## FREIS























Mietitrebbia		<b>A127TF</b>	127x69x5	35x29x5,3	10		<b>1408</b>
--------------	---	---------------	----------	-----------	----	---	-------------

## HANOMAG Caricatori gommati / Wheels loaders






















40 C - 44 C 55 C - 65 C			Pastiglia freno / <i>Brake pad</i>			<b>4339</b>
66 C 77 C			Pastiglia freno / <i>Brake pad</i>			<b>4340</b>





















## HURLIMANN Ruote / Wheels
























H 345		<b>A178TF</b>	178x102x4,7	48x44xev	23		<b>3409</b>
H 351			178x44x5	48x44xev	23		<b>2940175</b>
			184x114x2,7				<b>2960149</b>
			101x28x5,2	31x28xev	23		<b>2940038</b>
			108x50x2,65				<b>2960040</b>
H 355		<b>A178TF</b>	178x102x4,7	48x44xev	23		<b>3409</b>
			Freno di Stazionamento <i>Parking Brake</i>				<b>2979003</b> <b>2979004</b>
			111,5x57,9x4		26		<b>2960202</b>
H 355 F			178x44x5	48x44xev	23		<b>2940175</b>
			184x114x2,7				<b>2960149</b>
H 356 H 358			282x46,5x7		13		<b>2940028</b>
			Freno di Stazionamento <i>Parking Brake</i>				<b>2979003</b> <b>2979004</b>
			150x59x3,5		19		<b>2960003</b>
H 358.4 Club			282x46,5x7		13		<b>2940028</b>
			178x38x5,2	45x38xev	13		<b>2940045</b>





















COSTRUTTORE		SAFFR	DIAMETRO	MOZZO	CAVE	SAFFR	
Make and Model			Diameter	Hub	Spines		
H 358 Prestige			181x100x2,63 Freno di Stazionamento <i>Parking Brake</i> 185x64x3,5		26	  	<b>2960177</b> <b>2979003</b> <b>2979004</b> <b>2960185</b>
H 360 H 470			<b>A178TF</b> 178x102x4,7 178x44x5 184x114x2,65 Freno di Stazionamento <i>Parking Brake</i> 170x64x3,5	48x44xev 48x44xev	23 23 26	    	<b>3409</b> <b>2940175</b> <b>2960149</b> <b>2979003</b> <b>2979004</b> <b>2960202</b>
H 361 - H 361 F/V  H 362 H 372			178x44x5 184x114x2,65 Ruote Post. / <i>Rear wheels</i> 224x55x4,8 228x140x2,5 Ruote Ant. / <i>Front wheels</i> 178x38x5,2 181x100x2,63 Freno di Stazionamento <i>Parking Brake</i> 173x44x3,5	48x44xev 60x55xev 45x38xev	23 27 13 15	       	<b>2940175</b> <b>2960149</b> <b>2940200</b> <b>2930163</b> <b>2960183</b> <b>2940045</b> <b>2960177</b> <b>2979003</b> <b>2979004</b> <b>2960211</b>
H 466 - H 466.4 H 468 - H 468.4 H 468 Prestige H 468.4 Club			Ruote Ant. / <i>Front wheels</i> 282x46,5x7 Ruote Post. / <i>Rear wheels</i> 224x55x4,8 228x140x2,5 Freno di Stazionamento <i>Parking Brake</i> 150x59x3,5	60x55xev	13 27 19	    	<b>2940028</b> <b>2940200</b> <b>2930163</b> <b>2960183</b> <b>2979003</b> <b>2979004</b> <b>2960003</b>














































COSTRUTTORE		SAFFA	DIAMETRO	MOZZO	CAVE	SAFFA	
Make and Model			Diameter	Hub	Splines		
H 476 F			178x44x5	48x44xev	23		2940175
			184x114x2,65				2960149
H 476 - H 476.4 H 478 - H 478.4 H 478 Prestige H 478.4 Club			Ruote Ant. / Front wheels 282x46,5x7		13		2940028
			Ruote Post. / Rear wheels 224x55x4,8	60x55xev	27		2940200 2930163
			228x140x2,5				2960183
			Freno di Stazionamento Parking Brake				2979003 2979004
			150x59x3,5		19		2960003
H 480			260x51x10	70x50xev	12		2940022
			Freno di Stazionamento Parking Brake				2979003 2979004
			170x64x3,5		26		2960202
H 490			304x50x10	68x50xev	12		2940037
H 5160 H 6160 H 6170 T			Ruote Post. / Rear wheels 224x55x4,8	60x55xev	27		2940200 2930163
			228x126x2,7				2960164
			Freno di Stazionamento Parking Brake				2979003 2979004
			150x59x3,5		19		2960003
H 361 XF H 476 XF H 481 XF H 491 XF			Ruote Post. / Rear wheels 224x55x4,8	60x55xev	27		2940200 2930163
			228x140x2,5				2960183
			Ruote Ant. / Front wheels 178x38x5,2		13		2940045
			181x100x2,63				2960177
			Freno di Stazionamento Parking Brake				2979003 2979004
			185x64x3,5		15		2960185






















COSTRUTTORE		SAFFA	DIAMETRO	MOZZO	CAVE	SAFFA	
Make and Model			Diameter	Hub	Spines		
H 5110			304x50x10	68x50xev	12		<b>2940037</b>
			Freno di Stazionamento <i>Parking Brake</i>				<b>2979003</b>
			185x64x3,5		15		<b>2979004</b> <b>2960185</b>
H 6136			Ruote Post. / <i>Rear wheels</i> 224x55x4,8	60x55xev	27		<b>2940200</b>
							<b>2930163</b>
			228x140x2,5				<b>2960183</b>
			Freno di Stazionamento <i>Parking Brake</i>				<b>2979003</b>
			185x64x3,5		15		<b>2979004</b> <b>2960185</b>
H 6130			224x55x4,8	60x55xev	27		<b>2940200</b>
			228x126x2,7				<b>2930163</b> <b>2960164</b>
H 6115 Elite - H 6115 XB Elite H 6135 Elite - H 6135 XB Elite			Ruote Post. / <i>Rear wheels</i> 282x46,5x7		13		<b>2940028</b>
			Ruote Ant. / <i>Front wheels</i> 224x55x4,8	60x55xev	27		<b>2940200</b>
							<b>2930163</b>
			228x140x2,5				<b>2960183</b>
			Freno di Stazionamento <i>Parking Brake</i>				<b>2979003</b>
			150x59x3,5		19		<b>2979004</b> <b>2960003</b>
H 6165 Master H 6190 Master			Ruote Post. / <i>Rear wheels</i> 304x50x10	68x50xev	12		<b>2940037</b>
			Ruote Ant. / <i>Front wheels</i> 224x55x4,8	60x55xev	27		<b>2940200</b>
			228x140x2,5				<b>2930163</b> <b>2960183</b>
<b>ITMA Cingolati / Crawlers</b>							
NIKE 180 LL / FL NIKE 280 L / LL / FL NIKE 180 LL / FL NIKE 300 - 301 - 302 - 322 NIKE 235 F - 215.4 NIKE A 302 - A 322 - A 35 S / N / L			176X40X6 3 ceppi / Brake shoe				<b>22019</b>































COSTRUTTORE		SAFFR	DIAMETRO	MOZZO	CAVE	SAFFR	
Make and Model			Diameter	Hub	Spines		
NIKE 250 NIKE 320 NIKE 350 L / LL / FL NIKE 351 TV NIKE 352 NIKE 401 L / LL / FL			212X50X7 3 ceppi / Brake shoe			22023	
3.40 S / N / L / M 3.45 S / N / L / M			176X40X6 3 ceppi / Brake shoe			22019	
360 S / N / V / L / M			212X50X7 3 ceppi / Brake shoe			22023	
3.55 N / M 3.65 N / M			214x60x6 3 ceppi / Brake shoe			22020	
A 553 N / L A 554 H 258.4 600 N / L / M 700 N / L / M			214x60x6 3 ceppi / Brake shoe			22021	
3.75 M 3.85 Turbo			121x60x6 3 ceppi / Brake shoe			22022	
<b>J.C.B.</b>							
Escavator - Loader 2 D 3 C / D / MK		<b>A165TF</b>	165x89x4,7	45x38xev	13		1395
Escavator - Loader - Shovel 2 D / DS 3 - 3 C / CD / CS / 84 B1 / B3 / B7 / B8 / B9 / B10		<b>A178TF</b>	178x102x4,7	45x38xev	13		3605
413 - 418 427 - 428			Pastiglia freno / Brake pad				4258
423			Pastiglia freno / Brake pad				4259
<b>JOHN DEERE</b>							
Disco freno a pedale		<b>A165TF</b>	165x89x4,7	57x46,5xev	12		1395
Disco freno a mano		<b>A127TF</b>	127x69x5	35x31,5xev	21		3472
Disco freno a pedale		<b>A165TF</b>	165x89x4,7	57x46,5xev	12		3753
<b>LAMBORGHINI Ruote / Wheels</b>							
R 230 - R 230 DT R 340 - R 340 DT			196x50x6 3 ceppi / Brake shoe				22025
R 235 - R 235 T R 235 S		<b>A102TF</b>	102x51x4,3	31x28xev	23		1134
R 240 - R 240 DT R 250 - R 250 DT		<b>A152TF</b>	152x79x4,7	48x44xev	23		1411

COSTRUTTORE		SAFFA	DIAMETRO	MOZZO	CAVE	SAFFA
Make and Model			Diameter	Hub	Spines	
R 345 - 345 DT R 345 F			101x28x5,2	31x28xev	23	 <b>2940038</b>
			108x50x2,65			 <b>2960040</b>
R 360 - 360 DT R 365 - 365 Dt R 470 - 470 DT R 475 - 475 DT			224x55x4,8	60x55xev	27	 <b>2940200</b>
			228x126x2,7			 <b>2930163</b> <b>2960164</b>
R 480 - 480 DT R 485 - 485 DT R 490			224x53x4,9	60x53xev	22	 <b>2930166</b>
			228x126x2,7			 <b>2960164</b>
R 483 - 483 DT		<b>A178TF</b>	178x102x4,7	48x44xev	23	 <b>3409</b>
			178x44x5	48x44xev	23	 <b>2940175</b>
			184x114x2,65			 <b>2960149</b>
R 503 - 503 DT R 603 - 603 DT	 	<b>A152TF</b>	152x79x4,7	48x44xev	23	 <b>1411</b>
		<b>A178TF</b>	178x102x4,7	48x44xev	23	 <b>3409</b>
R 550 - 550 DT			178x44x5	48x44xev	23	 <b>2940175</b>
			184x114x2,65			 <b>2960149</b>
R 573 - 60 N R 574 - 60 N R 674 - 674/5 R 674 - 70 N R 674 - 70 Grand Prix			Ruote Post. / <i>Rear wheels</i> 282x46,5x7		13	 <b>2940028</b>
			Ruote Ant. / <i>Front wheels</i> 178x38x5,2		13	 <b>2940045</b>
			181x100x2,63			 <b>2960177</b>
			Freno di Stazionamento <i>Parking Brake</i>			 <b>2979003</b> <b>2979004</b>
				150x59x3,5		19




































COSTRUTTORE		SAFFA	DIAMETRO	MOZZO	CAVE	SAFFA	
Make and Model			Diameter	Hub	Spines		
R 583 - 583 DT R 653 - 653 DT R 653 Frutteto R 654 - 654 DT R 683 - 683 DT R 684 - 684 DT R 724 - 724 DT		A178TF	178x102x4,7	48x44xev	23		3409
			178x44x5	48x44xev	23		2940175
			184x114x2,65				2960149
			Freno di Stazionamento Parking Brake				2979003 2979004
			170x64x3,5		26		2960202
R 704 - 704 DT R 804 - 804 DT			224x53x4,9	60x53xev	22		2930166
			228x126x2,7				2960164
R 754 - 754 DT R 784 - 784 DT R 854 - 854 DT R 955 - 955 DT			260x51x10	70x50xev	12		2940022
			Freno di Stazionamento Parking Brake				2979003 2979004
			170x64x3,5		26		2960202
R 774 - 774 DT R 774 / 5 R 774 / 80 R 774 / 80 Grand Prix R 874 Turbo R 874 / 90 T Grand Prix			Ruote Post. / Rear wheels 282x46,5x7		12		2940028
			Ruote Ant. / Front wheels 224x55x4,8	60x55xev	27		2940200 2930163
			228x140x2,5				2960183
			Freno di Stazionamento Parking Brake				2979003 2979004
			150x59x3,5		19		2960003
R 904 - 904 DT			224x53x4,9	60x53xev	22		2930166
			228x126x2,7				2960164
R 955 - 955 DT			260x51x10	70x50xev	12		2940022
Freno di Stazionamento Parking Brake			170x64x3,5		26		2979003 2979004 2960202





COSTRUTTORE		SAFFA	DIAMETRO	MOZZO	CAVE	SAFFA	
Make and Model			Diameter	Hub	Splines		
R 956 - 956/100 R 1106 - 1106 DT			Ruote Post. / <i>Rear wheels</i> 304x50x10	68x50xev	12		<b>2940037</b>
			Ruote Ant. / <i>Front wheels</i> 224x55x4,8	60x55xev	27		<b>2940200</b> <b>2930163</b>
			228x140x2,5				<b>2960183</b>
			Freno di Stazionamento <i>Parking Brake</i>				<b>2979003</b> <b>2979004</b>
			185x64x3,5		26		<b>2960185</b>
R 1056			Ruote Post. / <i>Rear wheels</i> 304x50x10	68x50xev	12		<b>2940037</b>
			Freno di Stazionamento <i>Parking Brake</i>				<b>2979003</b> <b>2979004</b>
			185x64x3,5		26		<b>2960185</b>
R 1156 R 1256			Ruote Post. / <i>Rear wheels</i> 342x58x10		12		<b>29S40039</b>
			Freno di Stazionamento <i>Parking Brake</i>				<b>2979003</b> <b>2979004</b>
			185x64x3,5		26		<b>2960185</b>
R 1306 - 1306 Turbo R 1356 DT R 1506 Turbo DT R 1556			Ruote Post. / <i>Rear wheels</i> 304x50x10	68x50xev	12		<b>2940037</b>
			Ruote Ant. / <i>Front wheels</i> 224x55x4,8	60x55xev	27		<b>2940200</b> <b>2930163</b>
			228x140x2,5				<b>2960183</b>
			Freno di Stazionamento <i>Parking Brake</i>				<b>2979003</b> <b>2979004</b>
			185x64x3,5		26		<b>2960185</b>
R 1706 Turbo Dt 600 700			Ruote Post. / <i>Rear wheels</i> 224x55x4,8	60x55xev	27		<b>2940200</b> <b>2930163</b>
			228x140x2,5				<b>2960183</b>
660 - 660 DT 660 F 775			178x44x5	48x44xev	23		<b>2940175</b>
			184x114x2,65				<b>2960149</b>
FORMULA 115 FORMULA 135			Ruote Ant. / <i>Front wheels</i> 224x55x4,8	60x55xev	27		<b>2940200</b> <b>2930163</b>
			228x140x2,5				<b>2960183</b>
			Freno di Stazionamento <i>Parking Brake</i>				<b>2979003</b> <b>2979004</b>











COSTRUTTORE		SAFFA	DIAMETRO	MOZZO	CAVE	SAFFA	
Make and Model			Diameter	Hub	Spines		
GRAND PRIX 674/70 GRAND PRIX 774/80 GRAND PRIX 874/90 T			282x46,5x7		12		2940028
			224x55x4,8	60x55xev	27		2940200 2930163
			228x140x2,5				2960183
			Freno di Stazionamento <i>Parking Brake</i>				2979003 2979004
			150x59x3,5		19		2960003
PLUS 660 F PLUS 775 F PLUS 880 F PLUS 990 F			Ruote Post. / <i>Rear wheels</i> 224x55x4,8	60x55xev	27		2940200 2930163
			228x140x2,5				2960183
			Ruote Ant. / <i>Front wheels</i> 178x38x5,2	45x38xev	13		2940045
			181x100x2,63				2960177
			Freno di Stazionamento <i>Parking Brake</i>				2979003 2979004
			173x44x3,5		15		2960211
GRAND PRIX 674/70 GRAND PRIX 774/80 GRAND PRIX 874/90 T			282x46,5x7		12		2940028
			224x55x4,8	60x55xev	27		2940200 2930163
			228x140x2,5				2960183
			Freno di Stazionamento <i>Parking Brake</i>				2979003 2979004
			150x59x3,5		19		2960003
PREMIUM 850 PREMIUM 950 PREMIUM 1050 PREMIUM 1060			282x46,5x7		12		2940028
			224x55x4,8	60x55xev	27		2940200 2930163
			228x140x2,5				2960183
			Freno di Stazionamento <i>Parking Brake</i>				2979003 2979004
			150x59x3,5		19		2960003







COSTRUTTORE		SAFFA	DIAMETRO	MOZZO	CAVE	SAFFA	
Make and Model			Diameter	Hub	Spines		
RACING 150 RACING 165 RACING 190			Ruote Post. / Rear wheels 304x50x10	68x50xev	12		2940037
			Ruote Ant. / Front wheels 224x55x4,8	60x55xev	27		2940200 2930163
			228x140x2,5				2960183
<b>LAMBORGHINI Cingolati / Crawlers</b>							
C 230 - C 230 S C 340		21002	198x50x6 3 ceppi / Brake shoe				22024
C 350 C 452		21002	198x50x6 3 ceppi / Brake shoe				22002
C 352 L / S C 362 L / S C 453 - C 453 L		21002	198x50x6 3 ceppi / Brake shoe				22025
C 483 C / S		21002	198x50x6 3 ceppi / Brake shoe				22025
C 503 - C 553		21026	196x60x6 3 ceppi / Brake shoe				22026
C 533 S		21002	198x50x6 3 ceppi / Brake shoe				22025
C 554 C 583 C 603 C 653 C 664 Compact C 683		21026	196x60x6 3 ceppi / Brake shoe				22026
C 684 C 704 C 754 - C 784		21143 21144	214x60x6 (2 ceppi) 182x60x6 (1 ceppo)				22143
<b>LANDINI Ruote / Wheels</b>							
R 3200		A144TF	144x85x5	41,5x36xev	10		1410
R 4000			175x50x6 3 ceppi / Brake shoe				22032
R 4500 R 5000		21002	198x50x6 3 ceppi / Brake shoe				22002
R 5000 R 5000 Special R 5000 Mk II		A144TF	144x85x5	41,5x36xev	10		1410
R 5500 R 6500 R 6550 - R 6550/4 - R 6550 Velox Drive		A165TF	165x89x4,7	45x38xev	13		1395
R 5505 DT			224x55x4,8 228x126x2,7	60x55xev	27	 	2940200 2930163 2960225























COSTRUTTORE		SAFFA	DIAMETRO	MOZZO	CAVE	SAFFA
Make and Model			Diameter	Hub	Splines	
R 6000 R 6000 Special R 6000 -DT 6000		A144TF	144x85x5	41,5x36xev	10	 1410
R 7500 R 7550 R 8500 - DT 8500		A165TF	165x89x4,7	45x38xev	13	 1395
R 8550 - DT 8550 R 8550 - DT 8550 Velox Drive		A178TF	178x102x4,7	45x38xev	13	 3438
R 8000 R 9000 Special R 9500 Special		A178TF	178x102x4,7	59x55xev	13	 1217
R 10000 - DT 10000 10000 S 10000 Mk II 10000 S Mk II			224x55x4,8 228x126x2,7 Freno di Stazionamento <i>Parking Brake</i> 152x41x2,5	60x55xev	27	 2940200  2930163  2960225  2979040  2979041  2960036
R 12000 - DT 12000 12.500 13.000 13.000 Mk II 14.500 Turbo 14.500 Mk II			224x55x4,8 228x126x2,7 Freno di Stazionamento <i>Parking Brake</i> 152x41x2,5	60x55xev	27	 2940200  2930163  2960225  2979040  2979041  2960036
5530 F / F DT 5530 L / V 6530 F / F.DT 6530 L / V 6030 Turbo L / F / V		A178TF	178x102x4,7 178x44x4,8 184x114x2,65 Freno di Stazionamento <i>Parking Brake</i> 142x67x2,5	45x38xev 48x44xev	13 23 19	 3438  2940175B  2960149  2979040  2979041  2960033
R 5830 - DT 5830 R 6830 - DT 6830 7530 D - F.DT			Freno di Stazionamento <i>Parking Brake</i> 152x41x2,5			 2979040  2979041  2960036
7530 L 8530 F / L R 7830 - DT 7730 R 8830 - DT 8830			178x44x4,8 184x114x2,65 Freno di Stazionamento <i>Parking Brake</i> 142x67x2,5	48x44xev	23 19	 2940175B  2960149  2979040  2979041  2960033







COSTRUTTORE		SAFFA	DIAMETRO	MOZZO	CAVE	SAFFA
Make and Model			Diameter	Hub	Spines	
7870 - 8550 - 8860 - 8870		A178TF	178x102x4,7	45,2x41,2xev	22	 4137
7530 L 8530 L / F R 7830 - DT 7830 R 8830 - DT 8830 R 5860 - DT 5860 R 6060 - DT 6060 R 6860 - DT 6860 R 7860 - DT 7860 R 8870 - DT 8870 R 6680 - DT 6680 R 7880 - DT 7880 R 8880 - DT 8880 65 GT - 75 GT - 85 GT ADVANTAGE L55 FP - LP ADVANTAGE L60 / 65 / 75 / 85 FP - LP BLIZZARD L50 / L60 / L65 / L75 / L85 / L90		178x44x4,8  184x114x2,65	48x44xev	23	 	2940175B  2960149











LANDINI Cingolati / Crawlers							
C 3200 - CS / CL 3200 Special C 4000 - C 4000 Special		21002	198x50x6 3 ceppi / Brake shoe			22002	
C 4500 C 5500 C 5000 - CL 5000 Special C 6000 - CL 6000 TL 6C C 6500		21010	214x50x6 3 ceppi / Brake shoe			22035	
C 7800 - C 7830		21028	121x60x6 6 ceppi / Brake shoe			22028	
C 14000 C 4830 - C 4830 F C 5830 - C 5830 F C 6030 - C 6030 F C 6830 - C 6830 F		21010	214x50x6 3 ceppi / Brake shoe			22035	
TREKKER CFX 65 TREKKER CF 75 TREKKER CF 85			178x44x4,8  184x114x2,65	48x44xev	23	 	2940175B  2960149




LAVERDA Mietitrebbie / Combine Harvesters						
3400 - 3400 R			Pastiglia freno / Brake pad			4870
3550 - 3550 R			Pastiglia freno / Brake pad			4871
3600 3700 - 3700 R			Pastiglia freno / Brake pad			4870
3650 - 3650 R 3750 - 3750 R 3850 - 3850 R 3890 - 3890 R			Pastiglia freno / Brake pad			4871
3790 - 3790 R			Pastiglia freno / Brake pad			4870
3900 - 3900 R			Pastiglia freno / Brake pad			4871

<b>COSTRUTTORE</b>			<b>DIAMETRO</b>	<b>MOZZO</b>	<b>CAVE</b>		
<i>Make and Model</i>			<i>Diameter</i>	<i>Hub</i>	<i>Spines</i>		





<b>MASSEY FERGUSON Ruote / Wheels</b>							
MF 135 - MF 135 AD3 MF 148 MF 152		<b>A178TF</b>	178x102x4,7	59x55xev	27		<b>1217</b>
MF 133 MK 3 MF 135 MK 3 MF 135 MK 3 Export MF 148 MK 3			224x55x4,8  228x126x2,7	60x55xev	27	 	<b>2940200</b> <b>2930163</b> <b>2960225</b>
MF 165 MF 175 MF 178 MF 185 MF 188		<b>A222TF</b>	222x152x4,7  224x55x4,8  228x126x2,7	59x55xev  60x55xev	27  27	  	<b>1362</b> <b>2940200</b> <b>2930163</b> <b>2960225</b>
MF 134 - . MF 134 S/A MF 154 MF 174 - MF 174 S MF 184 MF 194 MF 233 MF 253 - 263 - 273		<b>A165TF</b>	165x89x4,7	45x38xev	13		<b>1395</b>
MF 235 MF 245 MF 250 MF 260 MF 265 MF 290			224x55x4,8  228x126x2,7	60x55xev	27	 	<b>2940200</b> <b>2930163</b> <b>2960225</b>
MF 254 MF 264 Turbo MF 274 MF 284 S - MF 284 AS MF 294 S	 	<b>A165TF</b> <b>A178TF</b>	165x89x4,7 178x102x4,7	45x38xev 45,2x41,2xev	13 22	 	<b>1395</b> <b>4137</b>
MF 350 - 355 MF 365 MF 353 MF 362 - MF 363 MF 373 - MF 375 MF 398 - MF 399 MF 550 MF 560 - MF 565 MF 575 MF 675 - MF 675/4 MF 690 - 690/4 MF 698 - 698/4 MF 699 - MF 699/4			224x55x4,8  228x126x2,7	60x55xev	27	 	<b>2940200</b> <b>2930163</b> <b>2960225</b>
MF 510 - 520 Mietitrebbie		<b>A152TF</b>	152x79x4,7	63,5x59xev	29		<b>1396</b>







COSTRUTTORE		SAFFA	DIAMETRO	MOZZO	CAVE	SAFFA	
Make and Model			Diameter	Hub	Spines		
MF 595 MF 595 MK 2		A222TF	222x152x4,7	59x55xev	27		1362
			224x55x4,8	60x55xev	27		2940200 2930163
			228x126x2,7				2960225
MF 765		A178TF	178x102x4,7	59x55xev	27		1217
MF 1080 - MF 1080.8 MF 1080.8 Super MF 1014 MF 1024 MF 1114 MF 1124 MF 1134		A222TF	222x152x4,7	59x55xev	27		1362
			224x55x4,8	60x55xev	27		2940200 2930163
			228x126x2,7				2960225



MASSEY FERGUSON Cingolati / Crawlers							
MF 134 C MF 144 C MF 154 C MF 164 C MF 174 C		21010	214x50x6 3 ceppi / Brake shoe				22035
MF 194 C		21028	121x60x6 3 ceppi / Brake shoe				22028
MF 200 C MF 244 C			214X60X6 3 ceppi / Brake shoe				22029
MF 234 C MF 254 C MF 254 CF MF 274 C MF 274 CF		21010	214x50x6 3 ceppi / Brake shoe				22035
MF 294 C		21028	121x60x6 3 ceppi / Brake shoe				22028
MF 300 C			208x75x8 3 ceppi / Brake shoe				22030









MASSEY FERGUSON Industriale							
MF 20 D MF 20 E MF 30 D MF 30 E			224x55x4,8	60x55xev	27		2940200 2930163
			228x126x2,7				2960225
MF 40 MF 40 E MF 50 MF 50 B MF 50 D MF 50 E MF 50 H MF 50 HX		A178TF	178x102x4,7	59x55xev	27		1217
			224x55x4,8	60x55xev	27		2940200 2930163
			228x126x2,7				2960225




<b>COSTRUTTORE</b> <i>Make and Model</i>			<b>DIAMETRO</b> <i>Diameter</i>	<b>MOZZO</b> <i>Hub</i>	<b>CAVE</b> <i>Spines</i>		
---	--	---	------------------------------------	----------------------------	------------------------------	--	---





<b>MASSEY FERGUSON Mietitrebbie / Combine harvester</b>							
MF 520 - 525 MF 620 - 625		<b>A165TF</b>	165x89x4,7	59x55xev	27		<b>1371</b>
MF 510 - 520		<b>A152TF</b>	152x79x4,7	63,5x59xev	29		<b>1396</b>

<b>NEW HOLLAND (FORD) Mietitrebbie / Combine harvester</b>							
135 - 140 1540 - 1545 8030 - 8040		<b>A165TF</b>	165x89x4,7	59x55xev	27		<b>1371</b>
1550 8050 8060		<b>A178TF</b>	178x102x4,7	45x38xev	13		<b>3605</b>
8070 - 8080 TF 42 - TF 44 TX 32 - TX 34 - TX 36		<b>A178TF</b>	178x102x4,7	59x55xev	27		<b>1217</b>























<b>NUFFIELD</b>							
Disco freno a pedale		<b>A165TF</b>	165x89x4,7	45x38xev	13		<b>3410</b>





















<b>RENAULT</b>							
Disco freno		<b>A152TF</b>	152X79X4,7	41X38,5XEV	37		<b>4082</b>
Disco freno		<b>A165TF</b>	165x89x4,7	41X38,5XEV	37		<b>4083</b>
Disco freno		<b>A178TF</b>	178x102x4,7	41X38,5XEV	37		<b>4174</b>
Disco freno		<b>A178TF</b>	178x102x4,7	50X48XEV	46		<b>4205</b>

<b>ROSSI Pale / Shovel</b>							
1600 1800 2200			Pastiglia freno / <i>Brake pad</i>				<b>4336</b>
2800			Pastiglia freno / <i>Brake pad</i>				<b>4339</b>
			Pastiglia freno / <i>Brake pad</i>				<b>4340</b>





<b>SAME Ruote / Wheels</b>							
ANTARES 100 ANTARES 110 ANTARES 130 ANTARES II 110 ANTARES II 130			224x55x4,8	60x55xev	27		<b>2940200</b> <b>2930163</b>
			228x140x2,5				<b>2960183</b>
			Freno di Stazionamento <i>Parking Brake</i>				<b>2979003</b> <b>2979004</b>
			150x59x3,5		19		<b>2960003</b>






















COSTRUTTORE		SAFFA	DIAMETRO	MOZZO	CAVE	SAFFA
Make and Model			Diameter	Hub	Spines	
ASTER 60 ASTER 70			Ruote Post. / <i>Rear wheels</i> 224x55x4,8   60x55xev	27		<b>2940200</b> <b>2930163</b>
			228x140x2,5			<b>2960183</b>
			Ruote Ant. / <i>Front wheels</i> 178x38x5,2   45x38xev	13		<b>2940045</b>
			181x100x2,63			<b>2960177</b>
			Freno di Stazionamento <i>Parking Brake</i> 173x44x3,5	15	 	<b>2979003</b> <b>2979004</b> <b>2960211</b>
AURORA 35 - 45		<b>A102TF</b>	102x51x4,3   31x28xev	23		<b>1134</b>
BUFFALO 120 BUFFALO 130 Export			224x55x4,8   60x55xev	27		<b>2940200</b> <b>2930163</b>
			228x126x2,7			<b>2960225</b>
CENTAURO 55 CENTAURO 60 CENTAURO 65		<b>21143</b> <b>21144</b>	214x60x6 (2 ceppi) 182x60x6 (1 ceppo)			<b>22143</b>
CENTAURO 70 Special CENTURION 75 Special			224x55x4,8   60x55xev	27		<b>2940200</b> <b>2930163</b>
			228x126x2,7			<b>2960164</b>
			Freno di Stazionamento <i>Parking Brake</i> 165x104x2,67	25	 	<b>2979038</b> <b>2979039</b> <b>2960172</b>
CENTURION 75 Export		<b>A178TF</b>	178x102x4,7   45x38xev	13		<b>3605</b>
CONDOR 55 Syncro		<b>A178TF</b>	Fino a telaio 10.000 178x102x4,7   45x38xev	13		<b>3605</b>
			Dal telaio 10.001 178x38x5,2   45x38xev	13		<b>2940045</b>
			184x128x2,65			<b>2960050</b>
CENTAURO 55 CENTAURO 60 CENTAURO 65		<b>21143</b> <b>21144</b>	214x60x6 (2 ceppi) 182x60x6 (1 ceppo)			<b>22143</b>
CORSARO 70		<b>21143</b> <b>21144</b>	214x60x6 (2 ceppi) 182x60x6 (1 ceppo)			<b>22143</b>
CORSARO 70 CORSARO Frutteto		<b>A178TF</b>	178x102x4,7   45x38xev	13		<b>3605</b>



COSTRUTTORE		SAFFA	DIAMETRO	MOZZO	CAVE	SAFFA	
Make and Model			Diameter	Hub	Spines		
DELFINO 32 DELFINO 35			101x28x5,2	31x28xev	23		2940038
			108x50x2,65				2960040
DRAGO 100 DRAGO 120			224x55x4,8	60x55xev	27		2940200 2930163
			228x126x2,7				2960225
EXPLORER 55 EXPLORER 60			Ruote Post. / Rear wheels 282x46,5x7		13		2940028
			Ruote Ant. / Front wheels 178x38x5,2	45x38xev	13		2940045
			181x100x2,63				2960177
			Freno di Stazionamento Parking Brake				2979003 2979004
			150x59x3,5		19		2960003
EXPLORER 60 II EXPLORER 60 Special			Ruote Post. / Rear wheels 282x46,5x7		13		2940028
			Ruote Ant. / Front wheels 178x38x5,2	45x38xev	13		2940045
			181x100x2,63				2960177
			Freno di Stazionamento Parking Brake				2979003 2979004
			185x64x3,5		26		2960185
EXPLORER 65 EXPLORER 65 Special EXPLORER 70 II EXPLORER 70 Special EXPLORER 80 II EXPLORER 80 Special EXPLORER 90 II Turbo			224x55x4,8	60x55xev	27		2940200 2930163
			228x140x2,5				2960183
			178x38x5,2	45x38xev	13		2940045
			181x100x2,63				2960177
			Freno di Stazionamento Parking Brake				2979003 2979004
			185x64x3,5 150x59x3,5		26 19		2960185 2960003
FALCON		21143	214x60x6 3 ceppi / Brake shoe				22042












COSTRUTTORE		SAFFA	DIAMETRO	MOZZO	CAVE	SAFFA	
Make and Model			Diameter	Hub	Spines		
FRUTTETO 60 - 75			178x44x5	48x44xev	23		2940175
			184x114x2,65				2960149
FRUTTETO 60 II FRUTTETO 75 II FRUTTETO 85 II			224x55x4,8	60x55xev	27		2940200
			228x140x2,5				2930163
			178x38x5,2	45x38xev	13		2960183
			181x100x2,63				2940045
			Freno di Stazionamento Parking Brake				2960177
			173X44X3,5		15		2979003 2979004 2960211
GALAXY 170 Turbo			224x55x4,8	60x55xev	27		2940200
			228x126x2,7				2930163 2960225
HERCULES 160 Export		fino a telaio 1240	224x55x4,8	60x55xev	27		2940200
			228x126x2,7				2930163 2960225
		da telaio 1241	224x55x4,8	60x55xev	27		2940200
			228x126x2,7				2930163 2960164
LASER 90 LASER 100 LASER 110			304x50x10	68x50xev	12		2940037
			Freno di Stazionamento Parking Brake				2979003 2979004
			185x64x3,5		26		2960185
LEOPARD 85 Export LEOPARD 90 Turbo			304x50x10	68x50xev	12		2940037
			Freno di Stazionamento Parking Brake				2979003 2979004
			185x64x3,5		26		2960185





COSTRUTTORE		SAFFA	DIAMETRO	MOZZO	CAVE	SAFFA
Make and Model			Diameter	Hub	Spines	
MERCURY 85 Special			224x55x4,8 228x126x2,7 Freno di Stazionamento <i>Parking Brake</i>	60x55xev	27	2940200 2930163 2960225 2979038 2979039
MINITAURO 50 / 55 / 60 frutteto / 60 vigne		<b>21143</b>	214x60x6 3 ceppi / <i>Brake shoe</i>			22042
MINITAUROS 60 Frutteto			178x38x5,2 184x128x2,65	45x38xev	13	2940045 2960050
MINITAUROS 60 Syncro		<b>A178TF</b>	178x102x4,7	45x38xev	13	3605
			178x38x5,2	45x38xev	13	2940045 2960050
PANTHER 95			224x55x4,8 228x126x2,7	60x55xev	27	2940200 2930163 2960225
RANGER 45 / RANGER 45 Frutteto			101x28x5,2 108x50x2,65	31x28xev	23	2940038 2960040
SATURNO / SATURNO 80 Syncro		<b>A178TF</b>	178x102x4,7	45x38xev	13	3605
SILVER 80 SILVER 90 SILVER 100.4 SILVER 100.6			282x46,5x7		13	2940028 B
			224x55x4,8	60x55xev	27	2940200 2930163
			228x140x2,5			2960183
			Freno di Stazionamento <i>Parking Brake</i>			2979003 2979004
			150x59x3,5 145x59x3,5		19 19	2960003 2960204
SIRENETTA		<b>A102TF</b>	102x51x4,3	31x28xev	23	1134





COSTRUTTORE		SAFFA	DIAMETRO	MOZZO	CAVE	SAFFA	
Make and Model			Diameter	Hub	Spines		
SOLAR 50 - SOLAR 60			178x44x5	48x44xev	23		2940175
			184x114x2,65				
TAURUS 60 Export		<b>A178TF</b>	178x102x4,7	45x38xev	13		3605
TIGER 100 TIGER SIX 105 Export			304x50x10	68x50xev	12		2940037
			Freno di Stazionamento <i>Parking Brake</i>				
			185x64x3,5		26		2960185
TITAN 145 TITAN 160 TITAN 190			304x50x10	68x50xev	12		2940037
			224x55x4,8	60x55xev	27		2940200 2930163
			228x140x2,5				
TRIDENT 130 Export			304x50x10	68x50xev	12		2940037
			Freno di Stazionamento <i>Parking Brake</i>				
			185x64x3,5		26		2960185
VIGNERON 35 / 45		<b>A102TF</b>	102x51x4,3	31x28xev	23		1134
VIGNERON 50			101x28x5,2	31x28xev	23		2940038
			108x50x2,65				
VIGNERON 60 / 62		<b>A178TF</b>	178x102x4,7	45x38xev	13		3605
VIGNERON 75			178x44x5	48x44xev	23		2940175
			184x114x2,65				



SAME Cingolati / Crawlers							
CONDOR C		<b>21026</b>	196x60x6 3 ceppi / <i>Brake shoe</i>				22026

COSTRUTTORE			DIAMETRO	MOZZO	CAVE	
Make and Model			Diameter	Hub	Spines	
CONDOR C		<b>21010</b>	fino a telaio 4000 214x50x6 3 ceppi / <i>Brake shoe</i>			<b>22043</b>
		<b>21026</b>	da telaio 4001 196x60x6 3 ceppi / <i>Brake shoe</i>			<b>22026</b>
FOX 35 / 45 / 55		<b>21002</b>	198x50x6 3 ceppi			<b>22024</b>
CENTAURO 55		<b>21143</b>	214x60x6 (2 ceppi)			<b>22144</b>
		<b>21144</b>	182x60x6 (1 ceppo)			
MINITAURUS 60 C / TAURUS C		<b>21010</b>	fino a telaio 4000 214x50x6 3 ceppi / <i>Brake shoe</i>			<b>22043</b>

TOSELLI							
235 - 345		<b>A130TF</b>	130X70X3,8	40X36XEVI	20		<b>3028</b>

VENIERI							
632 TERNA 1453			Pastiglia freno / <i>Brake pad</i>				<b>4336</b>

VOLVO BM							
GM 612 / 614 LM 218 / SM 871-872			Pastiglia freno / <i>Brake pad</i> Ruote ant. / <i>Front wheels</i>				<b>4258</b>
A 20 / 25 / 35 4300 / 4400 / 4500 / 4600 / 5350 / LM 861			Pastiglia freno / <i>Brake pad</i>				<b>4599</b>
4300 Mk I Loader			Pastiglia freno / <i>Brake pad</i> Ruote ant. / <i>Front wheels</i>				<b>4258</b>
			Pastiglia freno / <i>Brake pad</i> Ruote post. / <i>Rear wheels</i>				<b>4259</b>

ZETOR							
Cristall 8011		<b>A228TF</b>	228x152x4,5	65x60xeV	24		<b>3582</b>



## ATTUATORI FRENO A SECCO

*Ball ramp brakes for dry use*



**ATT102**




**ATT152**



**ATT165**



**ATT178**

<b>COSTRUTTORE</b> <i>Make and Model</i>	<b>O.E. No</b>	<b>MISURA IN POLLICI</b> <i>Sizes in Inches</i>	<b>DIAMETRO</b> <i>Diameter</i>	
ARBOS	16172	7"	178	<b>ATT178</b>
BITELLI		6" ½	165	<b>ATT165</b>
DEUTZ	02383480	6"	152	<b>ATT152</b>
FENDT	F231101030030	4"	102	<b>ATT102</b>
	F278110150020	6" ½	165	<b>ATT165</b>
FORD	81825525	4"	102	<b>ATT102</b>
	C5NN2N623B			
HURLIMANN - LAMBORGHINI		4"	102	<b>ATT102</b>
	0.136.5423.3	7"	178	<b>ATT178</b>
LANDINI	1432141M91	6"	152	<b>ATT152</b>
	1822606M92	6" ½	165	<b>ATT165</b>
	1895334M91	7"	178	<b>ATT178</b>
MASSEY FERGUSON	1822606M92	6" ½	165	<b>ATT165</b>
	1894334M91	7"	178	<b>ATT178</b>
		8" ¾	222	<b>ATT222</b>
RENAULT	77000012446	6"	152	<b>ATT152</b>
	7700012445	6" ½	165	<b>ATT165</b>
	7700012444	7"	178	<b>ATT178</b>
SAME		4"	102	<b>ATT102</b>
	0.136.5423.3	7"	178	<b>ATT178</b>

## ATTUATORI FRENO A BAGNO D'OLIO


*Ball ramp brakes for wet use*



**ATT165B**



**ATT222B**

<b>COSTRUTTORE</b> <i>Make and Model</i>	<b>O.E. No</b>	<b>MISURA IN POLLICI</b> <i>Sizes in Inches</i>	<b>DIAMETRO</b> <i>Diameter</i>	
DAVID BROWN	K945753	8" ¾	222	<b>ATT222B</b>
FIAT - NEW HOLLAND	5129473	6" ½	165	<b>ATT165B</b>
FORD - NEW HOLLAND	5129473	8" ¾	222	<b>ATT222B</b>
MASSEY FERGUSON	1860963M92	8" ¾	222	<b>ATT222B</b>
VALMET	411020	8" ¾	222	<b>ATT222B</b>



## ANELLI Facings

### ANELLI PER DISCHI FRENO NON FORATI

*Brake disc linings undrilled*

SAFFA	DESCRIZIONE	
	Description	
A102I	102X51X4,3	IMPASTO - Moulded
A102T	102X51X4,3	TESSUTO - Woven
A127I	127x69x5,0	IMPASTO - Moulded
A127T	127x69x5,0	TESSUTO - Woven
A130I	130x70x3,8	IMPASTO - Moulded
A130T	130x70x3,8	TESSUTO - Woven
A144I	144x85x5	IMPASTO - Moulded
A144T	144x85x5	TESSUTO - Woven
A152I	152x79x4,7	IMPASTO - Moulded
A152T	152x79x4,7	TESSUTO - Woven
A165I	165x89x4,7	IMPASTO - Moulded
A165T	165x89x4,7	TESSUTO - Woven
A178I	178x102x4,7	IMPASTO - Moulded
A178T	178x102x4,7	TESSUTO - Woven
A222I	222x152x4,7	IMPASTO - Moulded
A222T	222x152x4,7	TESSUTO - Woven
A228I	228x152x4,7	IMPASTO - Moulded
A228T	228x152x4,7	TESSUTO - Woven
A230I	230x160x6,2	IMPASTO - Moulded
A230T	230x160x6,2	TESSUTO - Woven

### ANELLI PER DISCHI FRENO FORATI


*Brake disc linings drilled*

SAFFA	DESCRIZIONE		
	Description		
A102IF	102X51X4,3	IMPASTO - Moulded	8 FORI - 8 holes
A102TF	102X51X4,3	TESSUTO - Woven	8 FORI - 8 holes
A127IF	127x69x5,0	IMPASTO - Moulded	12 FORI - 12 holes
A127TF	127x69x5,0	TESSUTO - Woven	12 FORI - 12 holes
A130I	130x70x3,8	IMPASTO - Moulded	12 FORI - 12 holes
A130T	130x70x3,8	TESSUTO - Woven	12 FORI - 12 holes

A144IF	144x85x5	IMPASTO - Moulded	12 FORI - 12 holes
A144TF	144x85x5	TESSUTO - Woven	12 FORI - 12 holes
A152I	152x79x4,7	IMPASTO - Moulded	12 FORI - 12 holes
A152TF	152x79x4,7	TESSUTO - Woven	12 FORI - 12 holes
A165IF	165x89x4,7	IMPASTO - Moulded	12 FORI - 12 holes
A165TF	165x89x4,7	TESSUTO - Woven	12 FORI - 12 holes
A178IF	178x102x4,7	IMPASTO - Moulded	18 FORI - 18 holes
A178TF	178x102x4,7	TESSUTO - Woven	18 FORI - 18 holes
A222IF	222x152x4,7	IMPASTO - Moulded	24 FORI - 24 holes
A222TF	222x152x4,7	TESSUTO - Woven	24 FORI - 24 holes
A228IF	228x152x4,7	IMPASTO - Moulded	24 FORI - 24 holes
A228TF	228x152x4,7	TESSUTO - Woven	24 FORI - 24 holes

## ANELLI FRIZIONE NON FORATI IN TESSUTO


*Clutch Linings Undrilled Woven*

	DESCRIZIONE
	<i>Description</i>
GAN140Y96ST	140x96x3,3
GAN155G114ST	155x114x3,2
GAN140J96ST	140x96x3,8
GAN160F100ST	160x110x3,0
GAN160H110ST	160x110x3,5
GAN165G114ST	165x114x3,2
GAN170F120ST	170x120x3,0
GAN170G120ST	170x120x3,2
GAN181G124ST	181x124x3,2
GAN181H124ST	181x124x3,5
GAN181J124ST	181x124x3,8
GAN181G127ST	181x127x3,2
GAN181E133ST	181x133x2,8
GAN181F133ST	181x133x3,0
GAN184G127ST	184x127x3,2
GAN190G127ST	190x127x3,2
GAN190H127ST	190x127x3,5
GAN190H130ST	190x130x3,5
GAN190G136ST	190x136x3,2
GAN190H136ST	190x136x3,5
GAN200G130ST	200x130x3,2
GAN200H130ST	200x130x3,5
GAN200K130ST	200x130x4,0
GAN200G137ST	200x137x3,2
GAN200G142ST	200x142x3,2
GAN203H133ST	203x133x3,5
GAN203H131ST	203,5x131x3,5
GAN215H130ST	215x130x3,4
GAN215F145ST	215x145x3,0
GAN215G145ST	215x145x3,2
GAN215H145ST	215x145x3,5
GAN215J145ST	215x145x3,8
GAN215G152ST	215x152x3,2
GAN215Y152ST	215x152x3,3
GAN216H130ST	216x130x3,5
GAN216J145ST	216x145x3,8
GAN216Y152ST	216x152x3,3
GAN220Y150ST	220x150x3,3

GAN220Q170ST	220x170x5,5
GAN228H150ST	228x150x3,5
GAN228J150ST	228x150x3,8
GAN232H156ST	232x156x3,5
GAN232J156ST	232x156x3,8
GAN241J156ST	241x156x3,8
GAN242J162ST	242x162x3,8
GAN250G155ST	250x155x3,2
GAN250H155ST	250x155x3,5
GAN250H165ST	250x165x3,5
GAN250H171ST	250x171x3,5
GAN254H165ST	254x165x3,5
GAN254H155ST	254x155x3,5
GAN262H156ST	262x156x3,5
GAN273H178ST	273x178x3,5
GAN279H171ST	279x171x3,5
GAN280H165ST	280x165x3,5
GAN280J165ST	280x165x3,8
GAN280K165ST	280x165x4,0
GAN289K145ST	289x145x4,0
GAN289K170ST	289x170x4,0
GAN295Y172ST	295x172x3,3
GAN295K172ST	295x172x4,0
GAN300H190ST	300x190x3,5
GAN302K180ST	302x180x4,0
GAN302H191ST	302x191x3,5
GAN302K191ST	302x191x4,0
GAN305K192ST	305x192x4,0
GAN310M171ST	310x171x4,5
GAN310H175ST	310x175x3,5
GAN310K177ST	310x177x4,0
GAN325H200ST	325x200x3,5
GAN325K200ST	325x200x4,0
GAN330K185ST	330x185x4,0
GAN350H196ST	350x196x3,5
GAN352K216ST	352x216x4,0
GAN352N216ST	352x216x4,8
GAN380H200ST	380x200x3,5
GAN380K200ST	380x200x4,0
GAN380N200ST	380x200x4,8
GAN400M250ST	400x250x4,5
GAN420H220ST	420x220x3,5
GAN420K220ST	420x220x4,0
GAN420P220ST	420x220x5,0
GAN430K230ST	430x230x4,0
GAN430L240ST	430x240x4,2
GAN430M240ST	430x240x4,5
GAN440M280ST	440x280x4,5

## ANELLI PER GIUNTI CARDANICI

*Linings For Joints*

	<b>DESCRIZIONE</b>	
	<i>Description</i>	
GAN110H74NA	110x74x3,5	
GAN115G80NA	115x80,5x3,2	Galignani
GAN135H65NA	135x65x3,5	
GAN137K80NA	137x80x4	Breviglieri

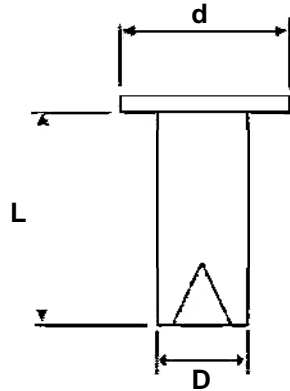
<b>GAN138H89NA</b>	138x89x3,5	Hovard Rotavator
<b>GAN140K62NA</b>	140x62x4	John Deere
<b>GAN140G85NA</b>	140x85x3,2	Bondoli & Pavesi
<b>GAN140F91NA</b>	140x91x3	Walterscheid
<b>GAN140G96NA</b>	140x96x3,2	Lerda (Rotopressa)
<b>GAN145G89NA</b>	145x89x3,2	New Holland
<b>GAN147K68NA</b>	147x68x4	Breviglieri
<b>GAN148G85NA</b>	148x85x3,2	Bondoli & Pavesi
		Galignani-AMA-Rota
<b>GAN150P80NA</b>	150x80x5	Hovard Rotavator
<b>GAN151G88NA</b>	151,5x88,5x3,2	AMA-Case-Claas-Rota
		Jones Balters-Sgorbati
		New Holland-Sunbean
<b>GAN153F91NA</b>	153x91x3	Walterscheid-Hewrang
<b>GAN155S90NA</b>	155x90x6	Tortella
<b>GAN155J91NA</b>	155x91x3,8	Italo Svizzera
<b>GAN160S90NA</b>	160x90x6	Saim
<b>GAN160G97NA</b>	160x97x3,2	Bondoli & Pavesi
<b>GAN164G97NA</b>	164x97x3,2	Case-Claas
		Rota-Sunbean
<b>GAN165H90NA</b>	165x90x3,5	
<b>GAN170K100NA</b>	170x100x4	John Deere
<b>GAN170G102NA</b>	170x102,5x3,2	AMA-Lerda-Saim-Claas
		Walterscheid-Welger
		Galignani
<b>GAN170F120NA</b>	170x120x3	New Holland
<b>GAN170K80NA</b>	170x80x4	Breviglieri
<b>GAN170K95NA</b>	170x95x4	John Deere
<b>GAN172H76NA</b>	172x76x3,5	
<b>GAN180Y124NA</b>	180x124x3,3	
<b>GAN181H124NA</b>	181x124x3,5	
<b>GAN185F90NA</b>	185x90x3	
<b>GAN190H130NA</b>	190x130x3,5	
<b>GAN200H130NA</b>	200x130x3,5	
<b>GAN200K140NA</b>	200x140x4	John Deere
<b>GAN200K91NA</b>	200x91x4	Breviglieri
<b>GAN225H150NA</b>	225x150x3,5	







## RIBATTINI

### Rivets




 SAFFA	Diam.D	long. L	Diam.d	Description
RAS 0002	3,0	20,0	5,0	Alluminio semiforati
RAS 0003	4,0	6,0	7,0	Alluminio semiforati
RAS 0004	4,0	10,0	7,0	Alluminio semiforati
RAS 0005	4,0	15,0	7,0	Alluminio semiforati
RAS 0006	4,0	20,0	7,0	Alluminio semiforati
RAS 0007	4,0	12,0	8,0	Alluminio semiforati
RAS 0008	4,0	15,0	8,0	Alluminio semiforati
RAS 0009	5,0	6,0	8,0	Alluminio semiforati
RAS 0010	5,0	10,0	8,0	Alluminio semiforati
RAS 0011	5,0	12,0	8,0	Alluminio semiforati
RAS 0012	5,0	15,0	8,0	Alluminio semiforati
RAS 0013	5,0	20,0	8,0	Alluminio semiforati
RAS 0014	5,0	25,0	8,0	Alluminio semiforati
RAS 0015	5,0	30,0	8,0	Alluminio semiforati
RAS 0016	5,0	10,0	9,0	Alluminio semiforati
RAS 0017	5,0	12,0	9,0	Alluminio semiforati
RAS 0018	5,0	10,0	10,0	Alluminio semiforati
RAS 0019	5,0	12,0	10,0	Alluminio semiforati
RAS 0020	5,0	15,0	10,0	Alluminio semiforati
RAS 0021	5,0	16,0	10,0	Alluminio semiforati
RAS 0022	5,0	18,0	10,0	Alluminio semiforati
RAS 0023	5,0	20,0	10,0	Alluminio semiforati
RAS 0024	6,0	10,0	10,0	Alluminio semiforati
RAS 0025	6,0	12,0	10,0	Alluminio semiforati
RAS 0026	6,0	15,0	10,0	Alluminio semiforati
RAS 0027	6,0	16,0	10,0	Alluminio semiforati
RAS 0028	6,0	18,0	10,0	Alluminio semiforati
RAS 0029	6,0	20,0	10,0	Alluminio semiforati
RAS 0030	6,0	12,0	12,0	Alluminio semiforati

 SAFFA	Diam.D	long. L	Diam.d	Description
RAS 0031	6,0	14,0	12,0	Alluminio semiforati
RAS 0032	6,0	15,0	12,0	Alluminio semiforati
RAS 0033	6,0	16,0	12,0	Alluminio semiforati
RAS 0034	6,0	18,0	12,0	Alluminio semiforati
RAS 0035	6,0	20,0	12,0	Alluminio semiforati
RAS 0036	6,0	25,0	12,0	Alluminio semiforati
RAS 0037	7,0	16,0	12,0	Alluminio semiforati
RAS 0038	7,0	20,0	12,0	Alluminio semiforati
RAS 0039	7,0	25,0	12,0	Alluminio semiforati
RAS 0040	7,0	30,0	12,0	Alluminio semiforati
RAS 0041	8,0	15,0	13,0	Alluminio semiforati
RAS 0042	8,0	16,0	13,0	Alluminio semiforati
RAS 0043	8,0	18,0	13,0	Alluminio semiforati
RAS 0044	8,0	20,0	13,0	Alluminio semiforati
RAS 0045	8,0	23,0	13,0	Alluminio semiforati
RAS 0046	8,0	25,0	13,0	Alluminio semiforati
RAS 0047	8,0	30,0	13,0	Alluminio semiforati
RAS 0048	8,0	18,0	14,0	Alluminio semiforati
RAS 0049	8,0	20,0	14,0	Alluminio semiforati
RAS 0050	8,0	23,0	14,0	Alluminio semiforati
RAS 0051	8,0	25,0	14,0	Alluminio semiforati
RAS 0052	8,0	16,0	16,0	Alluminio semiforati
RAS 0053	8,0	18,0	16,0	Alluminio semiforati
RAS 0054	8,0	20,0	16,0	Alluminio semiforati
RAS 0055	8,0	23,0	16,0	Alluminio semiforati
RAS 0056	8,0	25,0	16,0	Alluminio semiforati
RRT 0001	5,0	10,0	8,0	Tubolare rame
RRT 0002	5,0	10,0	9,0	Tubolare rame
RRT 0003	5,0	12,0	8,0	Tubolare rame
RRT 0004	5,0	12,0	9,0	Tubolare rame
RRT 0005	6,0	10,0	10,0	Tubolare rame
RRT 0006	6,0	12,0	10,0	Tubolare rame
RDF 0001	5,0	10,0	9,0	Per dischi freno
RDF 0002	5,0	11,0	9,0	Per dischi freno



**NASTRO FRENO**  
*Brake Band*

	<b>DESCRIZIONE</b> <i>Description</i>	
NF0400020I	20X4	IMPASTO - <i>Moulded</i>
NF0400025I	25X4	IMPASTO - <i>Moulded</i>
NF0500025I	25X5	IMPASTO - <i>Moulded</i>
NF0400030I	30X4	IMPASTO - <i>Moulded</i>
NF0500030I	30X5	IMPASTO - <i>Moulded</i>
NF0600030I	30X6	IMPASTO - <i>Moulded</i>
NF0500035I	35X4	IMPASTO - <i>Moulded</i>
NF0500035I	35X5	IMPASTO - <i>Moulded</i>
NF0600035I	35X6	IMPASTO - <i>Moulded</i>
NF0400040I	40X4	IMPASTO - <i>Moulded</i>
NF0500040I	40X5	IMPASTO - <i>Moulded</i>
NF0600040I	40X6	IMPASTO - <i>Moulded</i>
NF0400045I	45X4	IMPASTO - <i>Moulded</i>
NF0500045I	45X5	IMPASTO - <i>Moulded</i>
NF0600045I	45X6	IMPASTO - <i>Moulded</i>
NF0400050I	50X4	IMPASTO - <i>Moulded</i>
NF0500050I	50X5	IMPASTO - <i>Moulded</i>
NF0600050I	50X6	IMPASTO - <i>Moulded</i>
NF0600050T	50X6	TESSUTO - <i>Woven</i>
NF0700050I	50X7	IMPASTO - <i>Moulded</i>
NF0400055I	55X4	IMPASTO - <i>Moulded</i>
NF0500055I	55X5	IMPASTO - <i>Moulded</i>
NF0600055I	55X6	IMPASTO - <i>Moulded</i>
NF0700055I	55X7	IMPASTO - <i>Moulded</i>
NF0800055I	55X8	IMPASTO - <i>Moulded</i>
NF0600056T	56X6	TESSUTO - <i>Woven</i>
NF0400060I	60X4	IMPASTO - <i>Moulded</i>
NF0500060I	60X5	IMPASTO - <i>Moulded</i>
NF0600060I	60X6	IMPASTO - <i>Moulded</i>
NF0600060T	60X6	TESSUTO - <i>Woven</i>
NF0700060I	60X7	IMPASTO - <i>Moulded</i>
NF0800060I	60X8	IMPASTO - <i>Moulded</i>
NF0500065	65X5	IMPASTO - <i>Moulded</i>
NF0600065I	65X6	IMPASTO - <i>Moulded</i>
NF0700065I	65X7	IMPASTO - <i>Moulded</i>
NF0800065I	65X8	IMPASTO - <i>Moulded</i>
NF0400070I	70X4	IMPASTO - <i>Moulded</i>
NF0500070I	70X5	IMPASTO - <i>Moulded</i>

	DESCRIZIONE	
	Description	
NF0600070I	70X6	IMPASTO - Moulded
NF0700070I	70X7	IMPASTO - Moulded
NF0800070I	70X8	IMPASTO - Moulded
NF0500075I	75X5	IMPASTO - Moulded
NF0600075I	75X6	IMPASTO - Moulded
NF0070075I	75X7	IMPASTO - Moulded
NF0800075I	75X8	IMPASTO - Moulded
NF0600080I	80X6	IMPASTO - Moulded
NF0600080T	80X6	TESSUTO - Woven
NF0700080I	80X7	IMPASTO - Moulded
NF0800080I	80X8	IMPASTO - Moulded
NF0800080T	80X8	TESSUTO - Woven
NF0600090I	90X6	IMPASTO - Moulded
NF0700090I	90X7	IMPASTO - Moulded
NF0800090I	90X8	IMPASTO - Moulded
NF0800090T	90X8	TESSUTO - Woven
NF0900090I	90X9	IMPASTO - Moulded
NF0900090T	90X9	TESSUTO - Woven
NF0800100I	100X8	IMPASTO - Moulded
NF1000100I	100X10	IMPASTO - Moulded
NF1000100T	100X10	TESSUTO - Woven
NF0800120I	120X8	IMPASTO - Moulded
NF1000120I	120X10	IMPASTO - Moulded
NF1000120T	120X10	TESSUTO - Woven
NF1200120I	120X12	IMPASTO - Moulded
NF1200120T	120X12	TESSUTO - Woven
NF1000130I	130X10	IMPASTO - Moulded
NF0800140I	140X8	IMPASTO - Moulded
NF1000140I	140X10	IMPASTO - Moulded
NF1000140T	140X10	TESSUTO - Woven
NF1200140I	140X12	IMPASTO - Moulded
NF1200140T	140X12	TESSUTO - Woven

IL NASTRO FRENO **AGISCOM** E' UN IMPASTO DI RESINE SPECIALI NORMALMENTE FORNITO IN ROTOLI DA MT. 10. HA UN NOTEVOLE COEFFICIENTE DI ATTRITO CON UN BUON LIMITE DI USURA. PUO' ESSERE IMPIEGATO SOLO A SECCO PER APPLICAZIONI AUTOTRATTORISTICHE ED INDUSTRIALI.

*The **AGISGOM** brake band is a moulded of special resins supply with roll of mt. 10. It has a very good factor of friction with a good limit of wear and tear. It can be used only without lubrication for tractor and industrial applications.*

**ATTENZIONE.** PER LUNGHEZZE INFERIORI A MT. 5 AUMENTO DEL 20%

**ATTENTION.** For inferior lengths to mt. 5 there is an increase of the price of the 20%



## LASTRE PER FRENI E FRIZIONI

*Slabs for brakes and clutches*

	<b>DESCRIZIONE</b> <i>Description</i>	
LBR500D500I	500X500X6	IMPASTO RIGIDO - <i>Rigid moulded type</i>
LBR500D500T	500X500X6	TESSUTO - <i>woven type</i>
LBR500F500I	500X500X8	IMPASTO RIGIDO - <i>Rigid moulded type</i>
LBR500F500T	500X500X8	TESSUTO - <i>woven type</i>
LBR500H500I	500X500X10	IMPASTO RIGIDO - <i>Rigid moulded type</i>
LBR500H500T	500X500X10	TESSUTO - <i>woven type</i>
LBR500L500I	500X500X12	IMPASTO RIGIDO - <i>Rigid moulded type</i>
LBR500L500T	500X500X12	TESSUTO - <i>woven type</i>
LBR500O500I	500X500X15	IMPASTO RIGIDO - <i>Rigid moulded type</i>
LBR500O500T	500X500X15	TESSUTO - <i>woven type</i>
LBR650D650I	650X650X6	IMPASTO RIGIDO - <i>Rigid moulded type</i>
LBR650D650T	650X650X6	TESSUTO - <i>woven type</i>
LBR650F650I	650X650X8	IMPASTO RIGIDO - <i>Rigid moulded type</i>
LBR650F650T	650X650X8	TESSUTO - <i>woven type</i>
LBR650H650I	650X650X10	IMPASTO RIGIDO - <i>Rigid moulded type</i>
LBR650H650T	650X650X10	TESSUTO - <i>woven type</i>
LBR650L650I	650X650X12	IMPASTO RIGIDO - <i>Rigid moulded type</i>
LBR650L650T	650X650X12	TESSUTO - <i>woven type</i>
LBR1000A300I	1000X300X3	IMPASTO MORBIDO - <i>Soft moulded type</i>
LBR1000B300I	1000X300X4	IMPASTO MORBIDO - <i>Soft moulded type</i>
LBR1000C300I	1000X300X5	IMPASTO MORBIDO - <i>Soft moulded type</i>
LBR1000D300I	1000X300X6	IMPASTO MORBIDO - <i>Soft moulded type</i>
LBR1000G300I	1000X300X9	IMPASTO MORBIDO - <i>Soft moulded type</i>

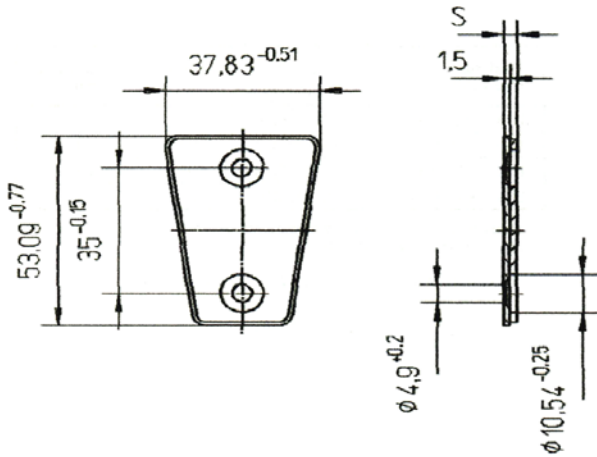
**TUTTE LE LASTRE SONO BIRETTIFICATE.  
PER SPESSORI INTERMEDI RIFERIRSI ALLO SPESSORE SUPERIORE.**

*ALL SLABS ARE GRINDED ON BOTH SIDES.  
FOR INTERMEDIATE THICKNESSES PLEASE REFER TO THE NEXT THICKNESS UP.*

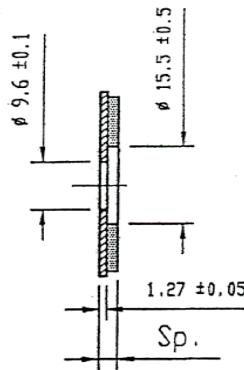
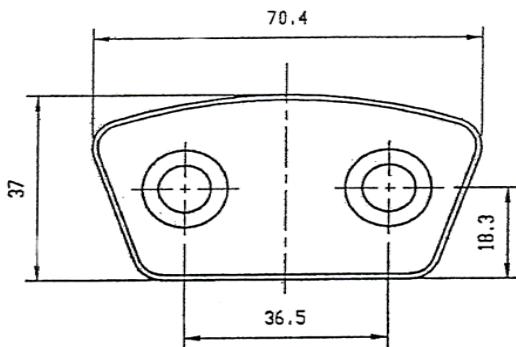


## PIASTRINE SINTERIZZATE

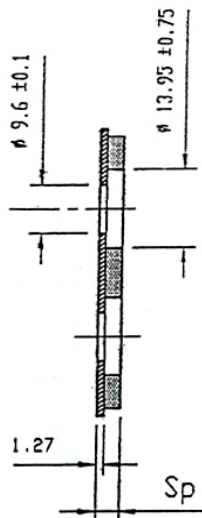
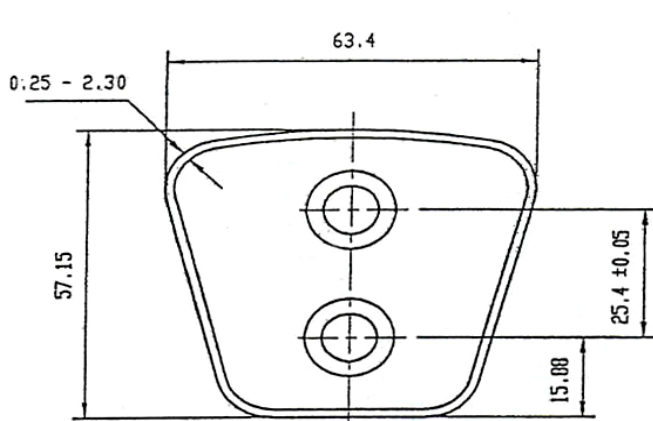
### Sintered Buttons



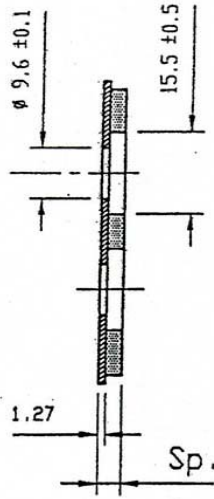
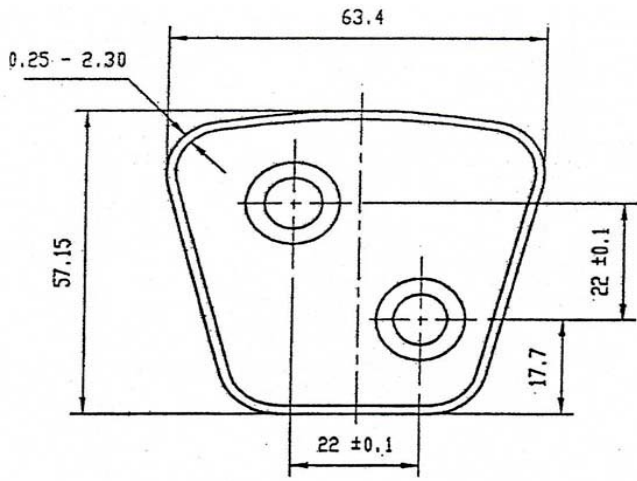
SAFFA	SPESSORE
	Thickness
CCX5232033	3,3 mm.
CCX5236035	3,5 mm.



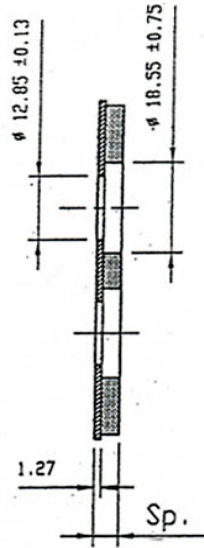
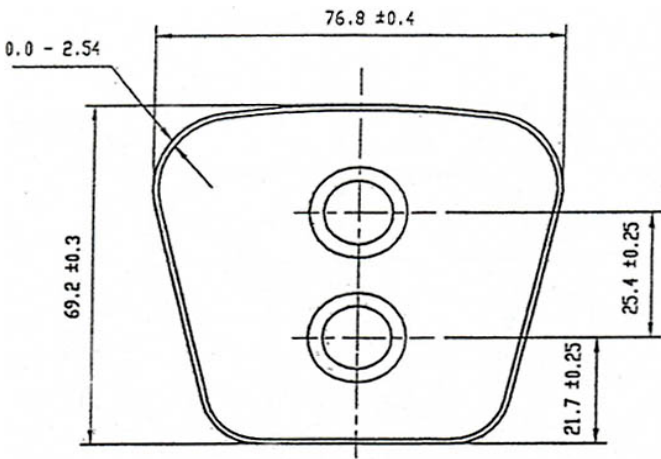
SAFFA	SPESSORE
	Thickness
CCX3767027	2,7 mm.
CCX3767030	3,0 mm.
CCX3767032	3,2 mm.
CCX3767035	3,6 mm.
CCX3767040	4,0 mm.



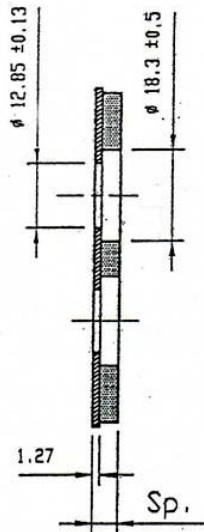
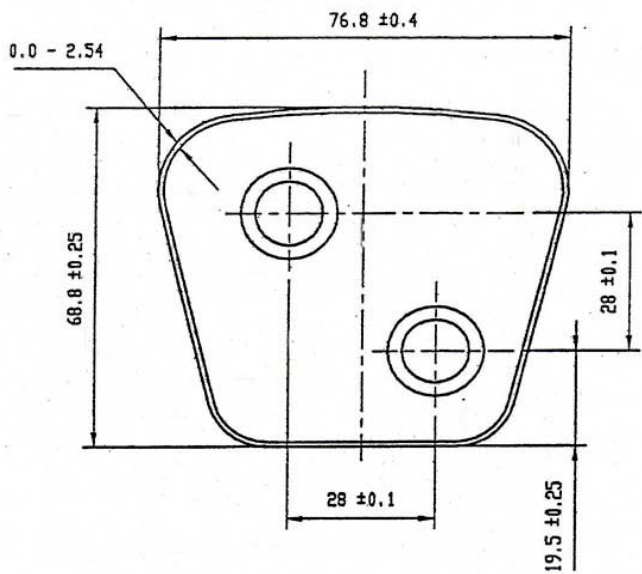
SAFFA	SPESSORE
	Thickness
CCX5764035	3,5 mm.
CCX5764040	4,0 mm.
CCX5764045	4,5 mm.
CCX5764048	4,8 mm.



SAFFA	SPESSORE
	Thickness
CCXD5764035	3,5 mm.
CCXD5764040	4,0 mm.



SAFFA	SPESSORE
	Thickness
CCX6977035	3,5 mm.
CCX6977040	4,0 mm.
CCX6977045	4,5 mm.
CCX5764048	4,8 mm.



SAFFA	SPESSORE
	Thickness
CCXD6977035	3,5 mm.
CCXD6977040	4,0 mm.



## PASTIGLIE FRENO

*Brake pad*

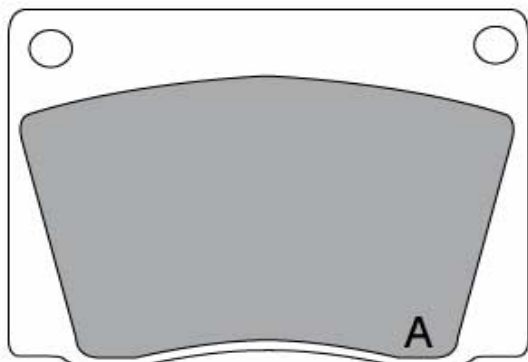
---

W.V.A. 20570800

MISURE  
98,20 X 68,20 X 16

**RIF. 4101**

---



**APPLICAZIONI:**

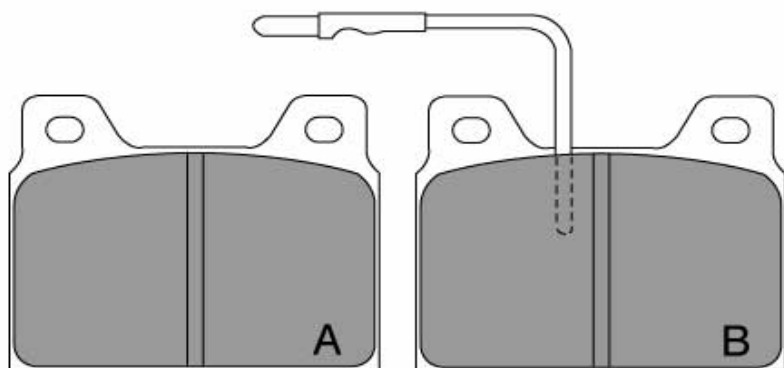
BEN - FRA

---

MISURE  
68,40 X 55,20 X 16,40

**RIF. 4183**

---



**APPLICAZIONI:**

J. BOURGOIN

GR 10 - MD 8



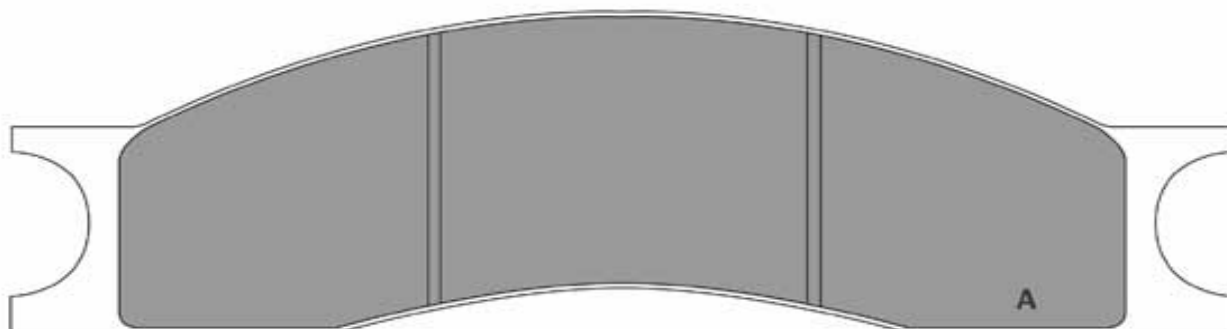
---

W.V.A. 5209600

MISURE  
278,40 X 85 X 22,2

RIF. 4258

---



**APPLICAZIONI:** CLARK MICHIGAN - FAUN - GROOT - AVELING BARFORD  
JCB - CATERPILLAR - IHC - CASE - FIAT ALLIS - TEREX

---

W.V.A. 5209800

MISURE  
177,40 X 73,20 X 22,5

RIF. 4259

---



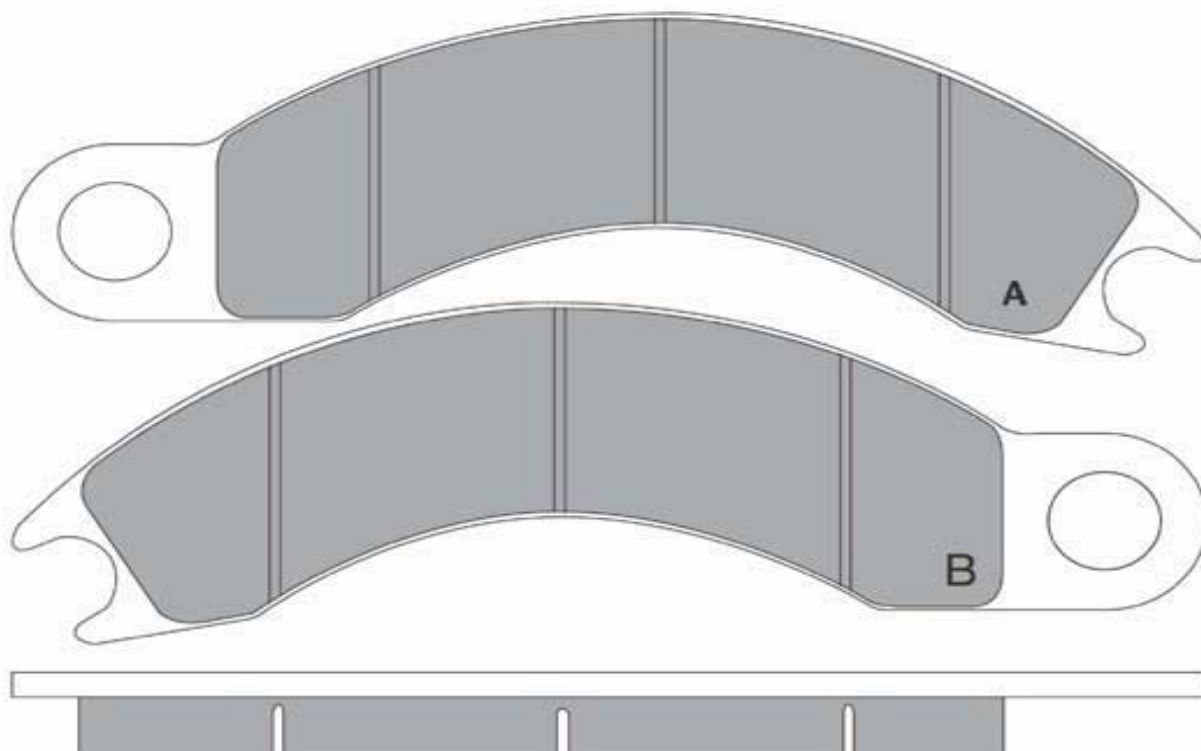
**APPLICAZIONI:** CATERPILLAR - CASE - JCB - FURUKAWA

---

MISURE  
177,40 X 73,20 X 22,5

---

RIF. 4325



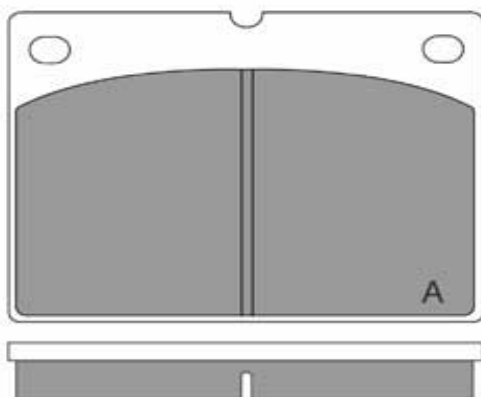
**APPLICAZIONI:** BENATI - CATERPILLAR - EUCLID - WAGNER

---

MISURE  
117 X 87 X 18,50

---

RIF. 4336



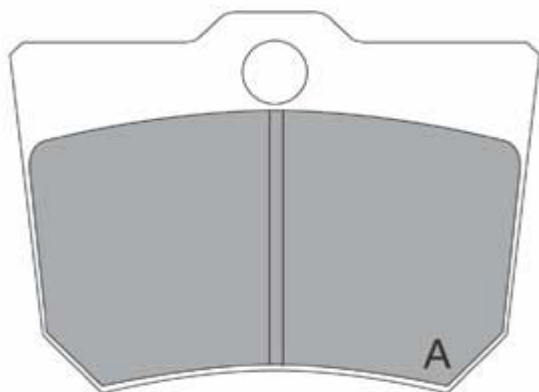
**APPLICAZIONI:**

MENARINI URBANO  
BENATI  
BEN - FRA  
ROSSI VENIERI  
FIAT ALLIS

W.V.A. 5214200

MISURE  
135,80 X 104 X 24

**RIF. 4339**



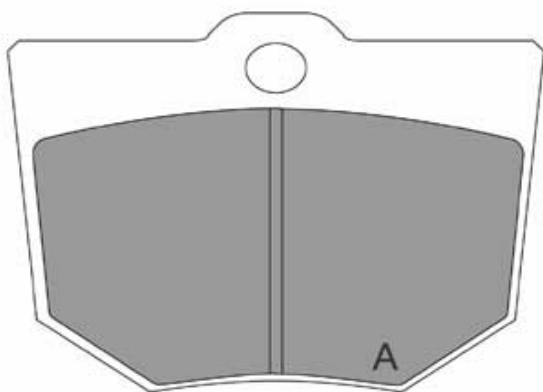
**APPLICAZIONI:**

PERROT sistem  
HANOMAG

W.V.A. 5214300

MISURE  
151,20 X 114,40 X 26

**RIF. 4340**

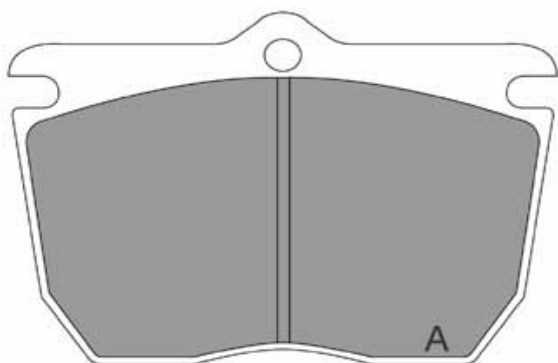


**APPLICAZIONI:**

PERLINI  
BENATI  
HANOMAG 44 - 46

MISURE  
162 X 110 X 27

**RIF. 4341**



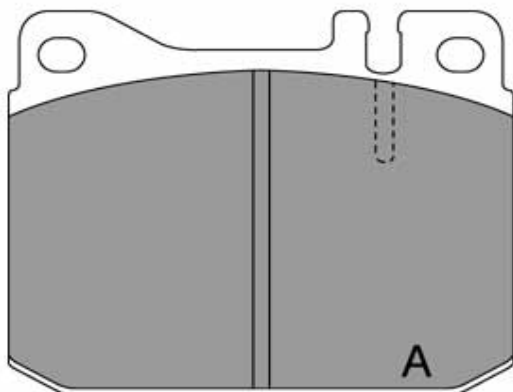
**APPLICAZIONI:**

HANOMAG

W.V.A. 2028035

MISURE  
89,50 X 73,40 X 17,50

**RIF. 4367**



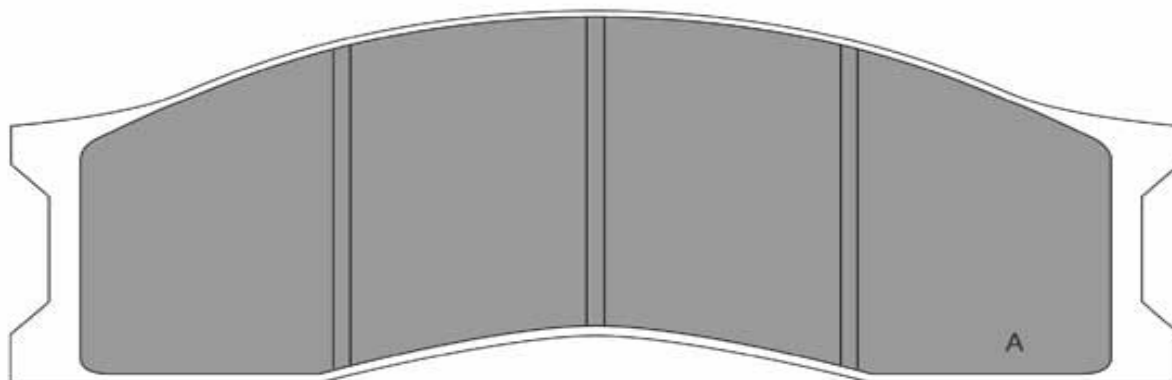
**APPLICAZIONI:**

DAIMLER BENZ  
DEUTZ  
LAVERDA  
BENATI  
BEN - FRA

W.V.A. 52517

MISURE  
277 X 103 X 24

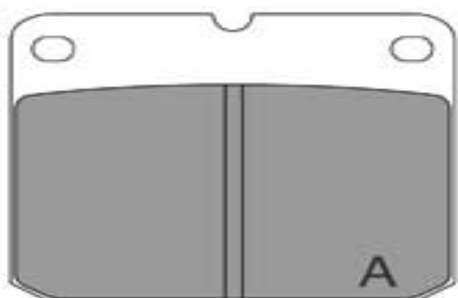
**RIF. 4599**



**APPLICAZIONI:** CLARK MICHIGAN - BM VOLVO - CATERPILLAR

MISURE  
89 X 76 X 16

**RIF. 4870**



**APPLICAZIONI:**

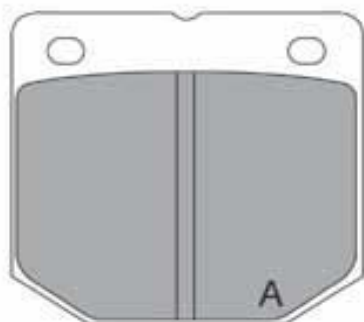
LAVERDA

---

MISURE  
76 X 72 X 16

---

**RIF. 4871**



**APPLICAZIONI:**

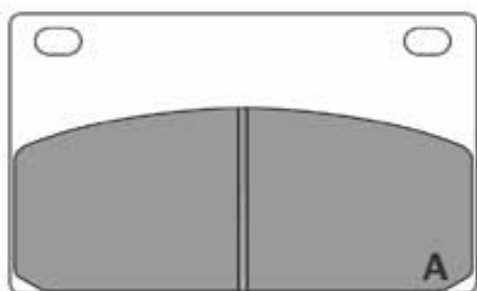
LAVERDA

---

MISURE  
100 X 63 X 11

---

**RIF. 4876**



**APPLICAZIONI:**


LANDINI

---

MISURE  
145 X 39 X 16

---

**RIF. 6000**



**APPLICAZIONI:**

LAVERDA

CROSS REFERENCE

Rif. Orig.	RIF. SAFFA
<b>AGRIFULL</b>	
516638	<b>23006</b>
654203	<b>22002</b>
4965138	<b>23006</b>
4993585	<b>2940111</b>
4996577	<b>23006</b>
4997208	<b>2940110</b>
5102783	<b>2940138</b>
5104773	<b>2979007</b>
5104774	<b>2979008</b>
5110138	<b>2960009</b>
5111281	<b>2960012</b>
5118095	<b>2979044</b>
5118100	<b>2979045</b>
5118101	<b>2960148</b>
5119327	<b>2960170</b>
5123165	<b>2940267</b>
5146315	<b>2960159</b>
5160732	<b>3028</b>
5161240	<b>23004</b>
5161640	<b>22010</b>
44983301	<b>3029</b>
<b>BELARUS</b>	
350.20.40A	<b>3581</b>
<b>BEN - FRA</b>	
005.0468	<b>4570</b>
005.2681	<b>4336</b>
005.2682	<b>4367</b>
005.3491	<b>4870</b>
<b>CARRARO</b>	
104822	<b>3409</b>
10918	<b>4061</b>
112398	<b>2940175B</b>
112399	<b>2960149</b>
117166	<b>2940267</b>
117167	<b>2960170</b>
83693	<b>22010</b>
83693	<b>23006</b>
90959	<b>4209</b>
<b>FIAT</b>	
44011292	<b>2930129</b>
44981752	<b>22002</b>
4954030	<b>22004</b>
4954030	<b>22004</b>
4993585	<b>2940111</b>
4996583	<b>23007</b>
4997208	<b>2940110</b>
5102783	<b>2940138</b>
5104773	<b>2979007</b>

Rif. Orig.	RIF. SAFFA
5104774	<b>2979008</b>
5107956	<b>23002</b>
5107958	<b>23005</b>
5110139	<b>2960011</b>
5111281	<b>2960012</b>
5118095	<b>2979044</b>
5118095	<b>2979044</b>
5118100	<b>2979045</b>
5118100	<b>2979045</b>
5118101	<b>2960148</b>
5118101	<b>2960148</b>
5119327	<b>2960170</b>
5146315	<b>2960159</b>
5159830	<b>2940267</b>
5160714	<b>22009</b>
5160732	<b>3028</b>
5160738	<b>3132</b>
5161239	<b>22003</b>
5161240	<b>23004</b>
5161240	<b>23004/1</b>
5161638	<b>23145</b>
5161638	<b>22145</b>
5161640	<b>22010</b>
5161695	<b>22011</b>
5163621	<b>22001</b>
5164940	<b>22148</b>
582691	<b>22003</b>
593873	<b>22018</b>
595080	<b>22013</b>
76028871	<b>22015</b>
76029182	<b>22014</b>
79111708	<b>4336</b>
79114498	<b>4258</b>
<b>FORD</b>	
C5NN2A097B	<b>2930168</b>
C5NN2N135B	<b>2960169</b>
C5NN5N315A	<b>2960512</b>
C7NN2A097B	<b>2930166</b>
D5NN2N625A	<b>1134</b>
D5NN2N625A	<b>1134</b>
E99 FB9	<b>1371</b>
<b>ITMA</b>	
660188	<b>22023</b>
660189	<b>22019</b>
661746	<b>22021</b>
662250	<b>22022</b>
<b>LANDINI</b>	
1021314M91	<b>1217</b>
1044526M1	<b>1362</b>

CROSS REFERENCE

Rif. Orig.	RIF. SAFFA
1432328M91	1410
1823112M93	1395
1824761M91	22035
1860964M2	2940200
1860965M2	2960225
1895852M93	3605
3300299M93	22028
3302353M1	2979040
3302354M1	2979041
3302355M1	2960033
3302699M93	3438
3302840M1	2960036
3308295M2	2940175B
3308296M2	2960149
973340M92	22002
973965M91	22032
	2930163
<b>LAVERDA</b>	
3.216.98100	4871
3.216.98200	4870
<b>NEW HOLLAND FORD</b>	
89508667	1217
89509863	3605
89513300	1371
<b>ROSSI</b>	
430603	4336
435792	4339
435793	4340
<b>SAME</b>	
194.5462.2	2940045
007.2683.0	2960183
007.2688.0	2960211
009.7067.2	2940028 B
146.5411.3/20	22042
151.5434.2	2940022
400.5005.5	22024
400.509.8	22002
422.5434.3	1411
424.5411.4	22026
427.5434.0	2930166
431.5411.3	22025
151.5468.0	2960040
151.5469.0	2940038
154.5459.0/10	2940200
154.5459.0/10	2930163
154.5460.0/10	2960164
157.5411.3/10	22143
158.5434.3	3605
159.5434.3	1134
160.5411.2/02	22043
170.5434.0	2940037

Rif. Orig.	RIF. SAFFA
171.5451.2	2979003
171.5457.0	2960202
171.5459.2	2979004
177.5434.3	3409
188.5434.0	29S40039
188.5458.0	2960185
194.5464.2	2940045
194.5465.0	2960050
216.5411.2/10	22144
224.5458.0/10	2979038
224.5464.0/20	2960172
224.5465.0/10	2979039
254.5456.0	2960149
255.5447.2/10	2940028
255.5452.0	2960003
256.5434.0/10	2940175
256.5456.0	2960149
270.4351.0	2960177
275.4351.0	2960183
400.1801.3	22025



## CONDIZIONI GENERALI DI VENDITA

I prezzi del listino si intendono franco partenza, non sono impegnativi e possono variare senza preavviso.

L'imballo è a carico dell'Acquirente.

In qualunque caso la merce viaggia a rischio e pericolo del Committente.

I nostri prodotti sono garantiti, esenti, da difetti di qualità e confezione; come d'uso la garanzia è limitata alla sostituzione del pezzo da noi riconosciuto difettoso e purché resoci franco di spesa.

Per essere valido qualsiasi reclamo deve pervenirci nel termine di otto giorni dal ricevimento della merce e non dà, in ogni caso, il diritto all'Acquirente di trattenere importi dovuti per altre partite scadute.

Saranno ritenuti validi unicamente i pagamenti effettuati direttamente alla nostra Amministrazione.

Per qualsiasi controversia è competente il Foro di Casale Monferrato (AL).

Con il conferimento dell'ordine le condizioni sopra specificate si intendono integralmente accettate, senza alcuna riserva, da parte dell'Acquirente.

**Le denominazioni ed i riferimenti originali citati in questo catalogo sono esposti a puro titolo indicativo; decliniamo, pertanto, ogni responsabilità per eventuali inesattezze dovute all'informazione o alla stampa.**

**I ricambi S.A.F.F.A. non sono originali, ma sono perfettamente intercambiabili con quelli originali.**

## GENERAL CONDITIONS OF SALE

*The prices showed in this catalogue are intended in Italian Lire; they aren't binding and be changed also without any anticipated advise. They are interested free Italian Border.*

*The package is at the buyer's change.*

*Goods travel, in any case for account, risk and peril of the buyer.*

*The goods are guaranteed free of defects of quality and manufacturing.*

*The guarantee is limited for the replacement of the articles we admit with defects. The articles must be to returned free of charge.*

*No claim on the quality or quantity of the supply will be admitted unless the buyer confirms the claim in writing within 8 days since the receipt of the goods.*

*In every case the buyer cannot exempt himself from the payment of the corresponding invoice.*

*Payments will be considered as valid only if they are effected directly on the whole amount of the invoices.*

*For every law suit the only competent forum in the Law Court of Casale Monferrato (AL).*

*With the order the buyer accept, in full, the general conditions of sale.*

***The applications and original references indicated in this catalogue are for information; we decline responsibility for errors of information or of print.***

***S.A.F.F.A. spare parts aren't original spare parts, but they are perfectly changeable with the original ones.***