



S.A.F.F.A. s.r.l

Via Roma n. 1/b
15039 Ozzano Monferrato (AL) – ITALY
Tel. ++39 - 0142487183 – Fax ++39 - 0142487083
E-mail : uffcomm@saffa.it
<http://www.saffa.it>

**DISCHI FRIZIONE E MECCANISMI
PER VETTURE D'EPOCA**

*Clutch discs and clutch plate
for Vintage cars*



2013

CONDIZIONI GENERALI DI VENDITA

I prezzi del listino si intendono franco partenza, non sono impegnativi e possono variare senza preavviso.

L'imballo è a carico dell'Acquirente.

In qualunque caso la merce viaggia a rischio e pericolo del Committente.

I nostri prodotti sono garantiti, esenti, da difetti di qualità e confezione; come d'uso la garanzia è limitata alla sostituzione del pezzo da noi riconosciuto difettoso e purché resoci franco di spesa.

Per essere valido qualsiasi reclamo deve pervenirci nel termine di otto giorni dal ricevimento della merce e non dà, in ogni caso, il diritto all'Acquirente di trattenere importi dovuti per altre partite scadute.

Saranno ritenuti validi unicamente i pagamenti effettuati direttamente alla nostra Amministrazione.

Per qualsiasi controversia è competente il Foro di Casale Monferrato (AL).

Con il conferimento dell'ordine le condizioni sopra specificate si intendono integralmente accettate, senza alcuna riserva, da parte dell'Acquirente.

Le denominazioni ed i riferimenti originali citati in questo catalogo sono esposti a puro titolo indicativo; decliniamo, pertanto, ogni responsabilità per eventuali inesattezze dovute all'informazione o alla stampa.

I ricambi S.A.F.F.A. non sono originali, ma sono perfettamente intercambiabili con quelli originali.

GENERAL CONDITIONS OF SALE

The prices showed in this catalogue are intended in Italian Lire; they aren't binding and be changed also without any anticipated advise. They are interested free Italian Border.

The package is at the buyer's change.

Goods travel, in any case for account, risk and peril of the buyer.

The goods are guaranteed free of defects of quality and manufacturing.

The guarantee is limited for the replacement of the articles we admit with defects. The articles must be to returned free of charge.

No claim on the quality or quantity of the supply will be admitted unless the buyer confirms the claim in writing within 8 days since the receipt of the goods.

In every case the buyer cannot exempt himself from the payment of the corresponding invoice

Payments will be considered as valid only if they are effected directly on the whole amount of the invoices

For every law suit the only competent forum in the Law Court of Casale Monferrato (AL).

With the order the buyer accept, in full, the general conditions of sale.

The applications and original references indicated in this catalogue are for information; we decline responsibility for errors of information or of print.

S.A.F.F.A. spare parts aren't original spare parts, but they are perfectly changeable with the original ones.

E' possibile realizzare anche articoli speciali non a catalogo su disegno o campione del cliente ed effettuare interventi di ricostruzione o modifica di frizioni esistenti.






We can also make special applications not in this catalogue from drawing or sample and to rebuild or modify existing clutches






INDICE













Index






ALFA ROMEO	1	NSU	19
ALPINE	2	OPEL	19
AMC	2	PANTHER	21
ARO	2	PEUGEOT	21
AUDI	2	PEUGEOT L.C.V.	23
AUTOBIANCHI	3	POLSKI	23
BMW	3	PORSCHE	23
CITROEN	4	PUCH	24
CITROEN L.C.V.	5	RELIANT	24
DACIA	6	RENAULT	24
FERRARI	6	RENAULT L.C.V.	26
FIAT	6	ROVER - LAND ROVER	27
FIAT L.C.V.	9	SAAB	28
FIAT Autocarri	11	SEAT	28
FORD	11	SKODA	28
FORD L.C.V.	12	SUZUKI	28
LADA	12	TALBOT	29
LAMBORGHINI	13	TRABANT	29
LANCIA	13	UAZ	29
LOTUS	14	TOYOTA	30
MASERATI	14	VOLKSWAGEN	30
MAZDA	15	VOLKSWAGEN L.C.V.	32
MERCEDES	15	VOLVO	32
MERCEDES L.C.V.	17	ZASTAVA	33
MITSUBISHI	17		
NISSAN	18		
NISSAN L.C.V	18		


	CC	Chassis - Engine	Gearbox - Eng. Code	kW	Date				Code	Ø	Z	PD		Code
ALFA ROMEO														
6														
Alfa 6 Turbo Diesel			2495			K 0300	8305	2441	230	14				2 pcs.
33														
1.2	1280	905	C516	50 kW	83 -> 94	K 0100	8080	2330	200	24	°			7036
1.3	1351	905	C516	55 kW	83 -> 90	K 0100	8080	2330	200	24	°			7036
1.5 - 1.5 4x4		905		62 - 66 - 70 - 77 kW	83 -> 89	K 0100	8080	2330	200	24	°			7036
1.7	1712	905	C518	77 - 84 - 87 - 95 kW	88 -> 89	K 0102	8032	2330	200	24	°			7036
1.8 TD	1779	905 - 907A5	C518	54 - 62 kW	86 -> 94	K 0103	8028	2330	200	24	°			7036
75														
75 1.6					85 -> 93	K 0301	8304	2883	200	19				7001
75 1.8					85 ->	K 0302	8303	2626	215	15				7001
75 2.0 Turbo Diesel					85 ->	K 0302	8303	2626	215	15				7001
75 2.0 Twin Spark					85 ->	K 0302	8303	2626	215	15				7001
90														
90 1.8 - 1.8 Super					84 -> 87	K 0302	8303	2626	215	15				7001
90 2.0 - 2.0i - Super - Super 6V					84 -> 87	K 0302	8303	2626	215	15				7001
1750														
1750 Berlina - GTB - Spyder						K 0303	8302	0529	215	10				7001
2000														
2000 - 2000 GT- 2000 Spyder					1962	K 0303	8302	0529	215	10				7001
2600														
2600 Berlina e Coupè - 2000 Sprint					1962			0439	225	10				
ALFASUD														
1.2 - 1.2 ti	1186	901		44 - 46 - 50 kW	72 -> 84	K 0100	8080	2330	200	24	°			7036
1.3 - 1.3 ti	1286	901		50 - 51 - 55 - 63 kW	76 -> 79	K 0100	8080	2330	200	24	°			7036
1.3 Sprint	1286			55 kW	76 -> 79	K 0102	8032	2330	200	24	°			7036
1.4	1351			55 - 63 kW	78 -> 89	K 0102	8032	2330	200	24	°			7036
1.5 ti	1490	901		61 - 70 - 77 kW	78 -> 88	K 0102	8032	2330	200	24	°			7036
1.7 ie	1712			77 kW	87 -> 89	K 0102	8032	2330	200	24	°			7036
ALFETTA														
Alfetta 1.6 - GT					82-> 83	K 0301	8304	2883	200	19				7001
Alfetta 1.6 1ªserie					75 -> 81	K 0302	8303	2626	215	19				7001
Alfetta 1.8					72 -> 85	K 0302	8303	2626	215	19				7001
Alfetta 2.0 Quadrifoglio - GTV 2.0					-> 85	K 0302	8303	2626	215	19				7001
Alfetta 2.0 Turbo Diesel					79 -> 84	K 0302	8303	2626	215	19				7001
Alfetta 2.4 Turbo Diesel					83 -> 85	K 0302	8303	2626	215	19				7001
ARNA														
1.2 - 1.3	1186	920		46 - 50 - 58 - 63 kW	84 -> 85	K 0100	8080	2330	200	24	°			7036
1.4	1351				84 -> 85	K 0102	8032	2330	200	24	°			7036
GIULIA														
Giulia 1.3 - 1.6					-> 69	K 0304	8301	2887	200	10				7001
Giulia 1.3 - 1.6					69 -> 78	K 0303	8302	0529	215	10				7001
Giulia 2.0 - Diesel						K 0303	8302	0529	215	10				7001
GIULIETTA														
Giulietta 1.3 - 1.6					-> 69	K 0301	8304	2883	200	19				7001
Giulietta 1.3 - 1.6 1ªserie					69 -> 78	K 0302	8303	2626	215	19				7001
GTV														
6 cil. 2.5i			bidisco		81 ->			6194	190					
6 cil. 2.5i			bidisco		81 ->			6195	190					
SPIDER														
Spider 1.6					72 ->	K 0303	8302	0529	215	10				7001






	CC	Chassis - Engine	Gearbox - Eng. Code	kW	Date				Code	Ø	Z	PD		Code
ALPINE														
A110														
1300				81 kW	68 -> 77	K 0441	8002	0605	170	20				7020
1300					71 -> 77	K 0450	8009	0758	181	20				7020
AMC														
ALLIANCE - ENCORE														
1.4	1397	L42A			83 -> 85	K 0510	8009	2096	181	26	°			7022
1.7	1721	L42F			85 -> 86	K 0511	8028	2694	200	26				7022
ARO														
10														
1.3 4x4 L	1289			810	80 ->	K 0441	8002	0605	170	20				7020
1.6 Diesel 4x4		CR			87 ->	K 0102	8032	2330	200	24	°			7036
AUDI														
50														
1.1 - 1.3		86		37 - 44 - 43 - 44 kW	74 -> 80	K 0421	8068	2786	181	24	°			7026
80 I														
1.3		80 - 82 - B1		40 - 44 kW	72 -> 78	K 0487	8064	2785	190	24	°			7032
1.5		80 - 82 - B1		55 - 63 kW	72 -> 76	K 0487	8064	2785	190	24	°			7032
1.6		80 - 82 - B1		53 - 55 - 56 kW	75 -> 78	K 0487	8064	2785	190	24	°			7032
1.6 GLE - GLS		80 - 82 - B1			76 -> 78	K 0488	8030	2837	200	24	°			7032
1.6 GT - GTE				74 - 81 kW	76 -> 78	K 0488	8030	2837	200	24	°			7032
80 II														
1.3		81 - 85 - B2		44 kW	78 -> 86	K 0487	8064	2785	190	24	°			7032
1.6		81 - 85 - B2		51 - 54 - 55 - 63 kW	78 -> 86	K 0487	8064	2785	190	24	°			7032
1.6 Diesel		81 - 85 - B2		40 kW	80 -> 86	K 0487	8064	2785	190	24	°			7032
1.6 TD		81 - 85 - B2		51 kW	81 -> 86	K 0488	8030	2837	200	24	°			7032
1.6 TD		81 - 85 - B2		51 kW	81 -> 86	K 0525	8030	2823	210	24	°			7032
1.7		81 - 85 - B2		58 kW	80 -> 83	K 0488	8030	2837	200	24	°			7032
1.8				55 - 65 - 66 kW	82 -> 89	K 0525	8030	2823	210	24	°			7032
1.8 GTE				81 - 82 kW	84 -> 86	K 0525	8030	2823	210	24	°			7032
80 III														
1.4 4x4	1405	89 - 89Q - 8A - B3		48 kW	86 -> 88	K 0529	8107	2851	210	23	°			7070
1.6	1595	89 - 89Q - 8A - B3		51 - 55 kW	86 -> 91	K 0529	8107	2851	210	23	°			7070
1.6 Diesel	1588	89 - 89Q - 8A - B3		40 kW	87 -> 89	K 0529	8107	2851	210	23	°			7070
1.6 Turbodiesel	1588	89 - 89Q - 8A - B3		59 kW	88 -> 91	K 0529	8107	2851	210	23	°			7070
1.8 S - E	1781	89 - 89Q - 8A - B3		55 - 65 - 66 - 82 kW	86 -> 91	K 0529	8107	2851	210	23	°			7070
1.9 Diesel	1896	89 - 89Q - 8A - B3		50 kW	89 -> 91	K 0529	8107	2851	210	23	°			7070
90														
1.6 Turbo D		89 - 89Q - 8A - B3		59 kW	88 -> 92	K 0529	8107	2851	210	23	°			7070
1.6 Turbo Diesel					84 -> 88	K 0488	8030	2837	200	24	°			7032
1.8 E		89 - 89Q - 8A - B3		82 kW	86 -> 91	K 0529	8107	2851	210	23	°			7070
100 I														
1.6		C1		63 kW	74 -> 76	K 0488	8030	2837	200	24	°			7032
100 II														
1.8	1781			55 - 65 - 66 kW	-> 87	K 0525	8030	2823	210	24	°			7032
1.8		44 - 44Q - C3		65 - 66 kW	88 ->	K 0529	8107	2851	210	23	°			7070
100 AVANT														
1.8		44 - 44Q - C3		55 - 65 - 66 kW	82 -> 89	K 0525	8030	2823	210	24	°			7032
1.8 CAT				65 - 66 kW	83 -> 90	K 0529	8107	2851	210	23	°			7070
200														
Audi 200 - 5E - 200 Turbo - Audi 200					79-> 85	K 0556	8099	2870	228	24				7032
COUPE'														





	CC	Chassis - Engine	Gearbox - Eng. Code	kW	Date									PD	
						Code	Ø	Z	Code	Ø	Z	Code	Ø		
1.6		81 - 85		55 kW	80 -> 81	K 0487	8064	2785	190	24	°		7032		
1.8		81 - 85		55 kW	81 -> 83	K 0488	8030	2837	200	24	°		7032		
1.8		89 - 8B		82 kW	89 -> 91	K 0529	8107	2851	210	23	°		7070		
1.8 GT				65 - 66 - 68 - 79 - 82 kW	82 -> 88	K 0525	8030	2823	210	24	°		7032		
AUTOBIANCHI															
A111															
A111			a campione		69 -> 72	K 0305	8316	0549	200	20			2 pcs.		
A 112															
A112 0.9 - E	903			32 kW	69 -> 72	K 0111	8006	0736	160	20			7007		
A112 0.9 - Junior	903			31 - 33 kW	75 -> 85	K 0112	8003	2757	170	20	°		7007		
A112 1.0 - Elite - LX	965			35 kW	76 -> 78	K 0112	8003	2757	170	20	°		7007		
A112 1.0 Abarth				43 kW	71 -> 75	K 0111	8006	0736	160	20			7007		
A112 1.05 Abarth	1049			51 kW	74 -> 85	K 0112	8003	2757	170	20	°		7007		
BIANCHINA															
Bianchina						K 0096	8082	0129	155	20			7043		
GIARDINIERA															
Giardiniera 500						K 0096	8082	0129	155	20			7043		
PRIMULA															
Primula Coupè S.			a campione		69 -> 72	K 0305	8316	0549	200	20			2 pcs.		
Y10															
1.0 - 1.0 4x4 Fire			C 501		85 -> 92	K 0112	8003	2757	170	20			7007		
1.0 Turbo - 1.1 ie 4X4			5M		85 -> 95	K 0113	8019	2629	180	20			7007		
1.3 ie GT						K 0113	8019	2629	180	20			7007		
BMW															
SERIE 3 - E21															
315				55 kW	81 -> 84	K 0467	8043	2790	215	10	°		7029		
316				66 kW	75 -> 82	K 0467	8043	2790	215	10	°		7029		
318				72 kW	75 -> 80	K 0467	8043	2790	215	10	°		7029		
318 i				77 kW	79 -> 82	K 0467	8043	2790	215	10	°		7029		
320				80 kW	75 -> 77	K 0467	8043	2790	215	10	°		7029		
320 i				81 kW	75 -> 82	K 0467	8043	2790	215	10	°		7029		
SERIE 3 - E30															
315				55 kW	82 -> 83	K 0467	8043	2790	215	10	°		7029		
316				66 kW	82 -> 87	K 0467	8043	2790	215	10	°		7029		
316 i				73 - 75 kW	87 -> 91	K 0535	8154	2790	215	10	°		7029		
318 i				75 - 77 kW	84 -> 88	K 0467	8043	2790	215	10	°		7029		
318 i				83 - 85 - 100 Kw	87 -> 91	K 0535	8154	2790	215	10	°		7029		
324 td				85 kW	87 -> 91	K 0519	8145	6152	228	10			7029		
325 e 2.7				90 kW	83 -> 88	K 0519	8145	6152	228	10			7029		
SERIE 5 - E12															
518				66 kW	74 -> 81	K 0467	8043	2790	215	10	°		7029		
520 i					75 -> 79	K 0556	8306	2881	228	10			7304		
SERIE 5 - E28															
518				66 kW	81 -> 84	K 0467	8043	2790	215	10	°		7029		
518 i				77 kW	83 -> 87	K 0467	8043	2790	215	10	°		7029		
520 i					75 -> 79	K 0556	8306	2881	228	10			7304		
524 td				85 kW	83 -> 87	K 0519	8145	6152	228	10			7029		
525 e 2.7				90 - 92 - 95 kW	81 -> 87	K 0519	8145	6152	228	10			7029		
SERIE 5 - E34															
520 i					75 -> 79	K 0557	8306	2881	228	10			7304		
Serie 6															
628 Csi (E24) 630 Csi (E24) 633 e 635 Csi (E24)					76-> 84	K 0558	8307	2847	240	10			7029		
Serie 7															





	CC	Chassis - Engine	Gearbox - Eng. Code	kW	Date				Code	Ø	Z	PD		Code
728, 728i, 730, 732i, 733i, 735 (E23)					77 -> 79	K 0558	8307	2847	240	10				7029
Serie M														
M535i (E12)					80-> 81	K 0558	8307	2847	240	10				7029
Serie Z														
Z1 Cabriolet					88-> 92	K 0559	8306	2881	228	10				7029
1802														
1802					73 -> 75	K 0560	8043	2790	215	10				7301
2002														
2002 Touring					73 -> 75	K 0560	8043	2790	215	10				7301
2500 2800 3000														
2500,2800,3000 C - Cs					69 -> 73	K 0561	8307	2847	240	10				7301
2500,2800,3000 C - Cs					73 -> 77	K 0558	8307	2847	240	10				7029
CITROEN														
2 CV														
2CV					55 -> 63	K 0306	8308	0470	160	18				7038
2 CV 4 - 6						K 0307	8095	0470	160	18				7038
2 CV 6 Special - Club - Charleston					82 ->	K 0308	8008	2229	160	18				7040
ACADIANE														
6	602			22 - 23 kW	78 -> 87	K 0444	8008	2229	160	18				7040
AMI														
Ami 6					-> 61	K 0306	8308	0470	160	18				7038
Ami 6 - 8					68 -> 82	K 0307	8095	0470	160	18				7038
Ami Super					73 -> 77	K 0309	8009	0375	180	21				7002
AX														
1.0	954	Eng. -> 7602		30 - 33 - 37 kW	86 -> 94	K 0116	8009	2671	181	18	°			7005
1.0	954	Eng. 7603 ->		30 - 33 - 37 kW	86 -> 94	K 0117	8014	2937	181	18	°			7006
1.1	1124	Eng. -> 7602	MA4/5	40 - 44 kW	86 -> 94	K 0117	8014	2937	181	18	°			7006
1.1	1124	Eng. 7603 ->		40 - 44 kW	86 -> 97	K 0116	8009	2671	181	18	°			7005
1.3 Sport	1294	ZA		70 kW	87 -> 91	K 0116	8009	2671	181	18	°			7005
1.4	1360	Eng. -> 7602	MA5	44 - 49 - 55 - 62 kW	86 -> 92	K 0117	8014	2937	181	18	°			7006
1.4	1360	Eng. 7603 ->	MA5	44 - 49 - 55 - 62 kW	86 -> 97	K 0116	8009	2671	181	18	°			7005
1.4 D	1360		MA5	37 - 38 kW	88 -> 97	K 0447	8011	2646	181	18	°			7005
AXEL														
11 R	1129			42 kW	84 -> 90	K 0446	8009	0375	181	21				7002
12 TRS	1299				84 -> 90	K 0446	8009	0375	181	21				7002
1301	1301				84 -> 90	K 0446	8009	0375	181	21				7002
BX														
11	1124			42 kW	86 -> 92	K 0123	8009	1712	181	20				7004
11	1124	XB		40 - 42 kW	86 -> 92	K 0116	8009	2671	181	18	°			7005
14	1360			47 - 53 kW	88 -> 93	K 0116	8009	2671	181	18	°			7005
14 E	1360	XB		49 - 52 - 53 kW	82 -> 93	K 0116	8009	2671	181	18	°			7005
14 E	1360	XB		45 - 49 - 52 - 53 - 59 kW	82 -> 89	K 0123	8009	1712	181	20				7004
15	1580	XB		59 kW	87 -> 92	K 0121	8028	2331	200	18				7025
15	1580	XU51C/K - C/W			89 -> 93	K 0124	8028	2489	200	18	°			7005
16	1580	XU52C/K			89 -> 93	K 0124	8028	2489	200	18	°			7005
16 - 16 E	1580	XB		53 - 55 - 58 - 76 kW	82 -> 89	K 0121	8028	2331	200	18				7025
16 - 16 E	1580	XB		53 - 55 - 58 - 76 kW	89 -> 93	K 0123	8028	2489	200	18	°			7025
17 Diesel	1769	XB		44 kW	85 -> 93	K 0123	8028	2489	200	18	°			7025
17 Diesel	1769	XB		44 kW	85 -> 93	K 0124	8028	2489	200	18	°			7005
17 Turbo Diesel	1769			66 kW	88 -> 93	K 0125	8047	2668	215	18	°			7005
19	1905	XU9			84 -> 89	K 0123	8028	2489	200	18	°			7025
19	1905	XU92C			89 ->	K 0124	8028	2489	200	18	°			7005
19 - 19 GTi		XB		70 - 88 - 90 kW	86 -> 89	K 0121	8028	2331	200	18				7025

	CC	Chassis - Engine	Gearbox - Eng. Code	kW	Date									PD	
						Code	Ø	Z	Code	Ø	Z	Code	Ø		
19 - 19 GTi		XB		70 - 88 - 90 kW	86 -> 93	K 0123	8028	2489	200	18	°			7025	
19 GTi 4x4	1905	XB		88 kW	88 -> 93	K 0472	8047	2637	215	18	°			7005	
19 GTi 16V		XB		108 - 116 kW	87 -> 93	K 0472	8047	2637	215	18	°			7005	
19 Diesel	1905	XB		47 - 51 kW	83 -> 94	K 0123	8028	2489	200	18	°			7025	
19 D	1905	XB		51 kW	87 -> 93	K 0124	8028	2489	200	18	°			7005	
19 i	1905	XU9J - DKZ	CL22		89 ->	K 0124	8028	2489	200	18	°			7005	
19 i	1905	XU9J			84 -> 89	K 0123	8028	2489	200	18	°			7025	
DS - ID															
D Super - Special			a campione			K 0310	8359	0493	228	21				2 pec.	
DS19 - ID19 - DS20 - ID20 - DS21						K 0310	8359	0493	228	21				2 pec.	
D Super - Special						K 0562	8324	0493	228	21				7300	
DYANE															
Dyane 4 - 6					-> 68	K 0306	8308	0470	160	18				7038	
Dyane 4					68 -> 75	K 0307	8095	0470	160	18				7038	
Dyane 6					68 -> 82	K 0307	8095	0470	160	18				7038	
Dyane 6					82-> 83	K 0308	8008	2229	160	18				7040	
GS															
1015 - 1130 - 1220 - 1300				40 - 48 kW	70 -> 80	K 0446	8009	0375	181	21				7002	
GSA															
1300	1299			48 kW	79 -> 86	K 0446	8009	0375	181	21				7002	
LNA															
0.6	652			25 kW	82 -> 86	K 0444	8008	2229	160	18				7040	
1.0	954			XV8	82 -> 86	K 0123	8009	1712	181	20				7004	
1.1	1124			37 kW	82 -> 86	K 0123	8009	1712	181	20				7004	
MEHARI															
0.6 4x2 - 4x4 Azur	602			24 - 25 kW	82 -> 91	K 0444	8008	2229	160	18				7040	
VISA															
0.6				24 - 25 kW	78 -> 91	K 0444	8008	2229	160	18				7040	
1.0	954			33 kW	83 -> 87	K 0123	8009	1712	181	20				7004	
11 E	1124			35 - 37 - 42 kW	78 -> 91	K 0123	8009	1712	181	20				7004	
14 - 1.4 GT	1360			44 - 55 - 58 kW	82 -> 91	K 0123	8009	1712	181	20				7004	
16 GTI	1580			76 - 83 kW	85 -> 91	K 0123	8028	2489	200	18	°			7025	
17 Diesel	1769			44 kW	84 -> 91	K 0123	8028	2489	200	18	°			7025	
XM															
2.0 i	1998			89 kW	89 -> 94	K 0125	8047	2668	215	18	°			7005	
2.1 D 12V				60 kW	89 -> 94	K 0125	8047	2668	215	18	°			7005	
2.1 TD 12V				80 kW	89 -> 94	K 0534	8146	2749	228	21	°			7030	
CITROEN L.C.V.															
C 15															
1.0	954	VD	2CA	33 kW	84-> 97	K 0116	8009	2671	181	18	°			7005	
1.0	954			33 kW	84-> 97	K 0123	8009	1712	181	20				7004	
1.0 - 1.1 E	1118			35 kW	87 -> 88	K 0448	8009	1523	181	18	°			7025	
1.1				35 kW	84 -> 96	K 0123	8009	1712	181	20				7004	
1.1 i	1124	VD	MA4/5	44 kW	88 -> 96	K 0116	8009	2671	181	18	°			7005	
1.3	1294	VD	BN66		87 -> 88	K 0116	8009	2671	181	18	°			7005	
1.4 - 1.4 i		VD		49 - 55 kW	87 -> 96	K 0116	8009	2671	181	18	°			7005	
1.4 E	1360	VD	2CA	40 - 44 kW	87 -> 96	K 0116	8009	2671	181	18	°			7005	
1.8 D	1769	VD		44 kW	84 -> 91	K 0123	8028	2489	200	18	°			7025	
1.8 D	1769			44 kW	86 -> 00	K 0124	8028	2489	200	18	°			7005	
C 25															
1.8 E	1796	280 - 290		51 kW	87 -> 94	K 0479	8046	2423	215	21				7003	
1.8 E		280 - 290		51 kW	87 -> 94	K 0517	8054	2749	228	21	°			7003	
1.9 D	1905	280 - 290		51 kW	87 -> 94	K 0478	8046	2423	215	21	°			7074	






	CC	Chassis - Engine	Gearbox - Eng. Code	kW	Date				Code	Ø	Z	PD		Code
2.0 E	1971	280 - 290		58 kW	81 -> 94	K 0479	8046	2423	215	21				7003
2.5 TD	2500	280 - 290		70 kW	83 -> 90	K 0516	8053	2306	228	21	°			7003
2.5 TD 1400 4x4	2500	280 - 290		70 kW	83 -> 90	K 0516	8053	2306	228	21	°			7003
DACIA														
DENEM 1200														
1.2	1237	RE11			67 -> 81	K 0441	8002	0605	170	20				7020
DENEM 1300														
1.3	1289			40 kW	67 -> 81	K 0441	8002	0605	170	20				7020
1.3	1289			40 kW	81 ->	K 0450	8009	0758	181	20				7020
DUSTER														
1.4 4x4	1397	RE14	2x4		84 -> 93	K 0450	8009	0758	181	20				7020
SHIFTER														
1.4	1397				81 -> 93	K 0450	8009	0758	181	20				7020
FERRARI														
208														
208 GT2 S Turbo eng. 4 valves / GTB 4A - Auto Adj					83 ->			0540	241	10				
208 GT2 S Turbo reinf. eng. 4 valves / GTB 4A - Auto Adj					83 ->			2581	241	10				
308														
308 GT4 - 308 GTB - 308 GTB SI - 308 GTS Spider					83 ->			0540	241	10				
308 GT4, GTB, GTB SI, GTS spider (reinforced)					83 ->			2581	241	10				
309														
309 GT4 - Auto Adjustment					80 ->			0540	241	10				
309 GT4 - Auto Adjustment reinforced					80 ->			2581	241	10				
328														
328 GTB /S - GTB SI Turbo					86 ->			0540	241	10				
328 GTB /S - GTB SI Turbo reinforced					86 ->			2581	241	10				
330														
330 GTC - GT2								0540	241	10				
330 GTC - GT2 reinforced								2581	241	10				
339														
339 GTS								0540	241	10				
339 GTS reinforced								2581	241	10				
512														
512								2580	241	10				
512 Testa Rossa								2579	241	10				
DAYTONA														
Daytona 71 - 73					71 -> 73			0540	241	10				
Daytona 71 - 73 reinforced					71 -> 73			2581	241	10				
DINO														
Dino 96 - 246 GT					74 ->		8326	0575	228	22				
Dino tipo 135					71 -> 74			0281	215	20				
MONDIAL														
Mondial 3 - Mondial 3 '80					83 ->			0540	241	10				
Mondial 3 reinforced					80 ->			2581						
Mondial 8 Europa - U.S.A.								0540						
FIAT														
124														
1400 1ªserie					-> 68	K 0311	8314	0304	180	20				7047
124 - 124 Familiare - 124D (Pamplona)					69 ->	K 0312	8010	0304	180	20				7047
124 Sport 1400 1ªserie						K 0313	8315	0549	200	20				7047
124 Coupè - Special - Specia T Sport					-> 75	K 0314	8161	0549	200	20				7047
124 Special T					-> 75	K 0314	8161	0549	200	20				7047
124 Sport 1.6 - 1.8						K 0315	8319	0732	215	20				7047






	CC	Chassis - Engine	Gearbox - Eng. Code	kW	Date				Code	Ø	Z	PD		Code
125														
125 1ªserie						K 0313	8315	0549	200	20				7047
125 - 125 S					-> 68	K 0314	8161	0549	200	20				7047
126														
126					72-> 87	K 0316	8006	0129	155	20				7044
126 - 126 Personal					76-> 87	K 0316	8006	0129	155	20				7044
126 BIS - FSM					87 ->	K 0317	8006	0736	160	20				7044
127														
900	903			29 kW	71 -> 77	K 0111	8006	0736	160	20				7007
900	903			29 - 33 kW	71 -> 83	K 0112	8003	2757	170	20	°			7007
1050	1049				71 -> 81	K 0320	8019	2629	181	20	°			7007
1050	1049				85 ->	K 0453	8009	1855	181	17				7065
1300 D	1301				81 -> 86	K 0443	8001	2664	170	17	°			7065
1300 Sport	1301				81 ->	K 0320	8019	2629	181	20	°			7007
128														
128 1100 Familiare - Coupè					-> 74	K 0322	8010	1855	180	17				7065
Coupè L - CL - L - S - SL					-> 74	K 0322	8010	1855	180	17				7065
Special - Sport					-> 74	K 0322	8010	1855	180	17				7065
128 1300: berlina - Special					-> 74	K 0322	8010	1855	180	17				7065
Coupè - Coupè L - Rally					-> 74	K 0322	8010	1855	180	17				7065
Sport - LS - S					-> 74	K 0322	8010	1855	180	17				7065
128 1100: Berlina - Familiare Coupè					74 ->	K 0323	8019	1855	180	17				7065
Coupè L... Special - 3P - S - SL - L- CL					74 ->	K 0323	8019	1855	180	17				7065
128 1300: berlina - Special					74 ->	K 0323	8019	1855	180	17				7065
Coupè - Coupè L					74 ->	K 0323	8019	1855	180	17				7065
3P - Rally - S - SL - Sport					74 ->	K 0323	8019	1855	180	17				7065
130														
130								0575						
131														
131 Mirafiori CL - L - Special - Familiare					-> 81	K 0324	8019	0304	180	20				7047
131 1.3 Super Mirafiori TC					77-> 81	K 0325	8161	0549	200	20				7047
131 1.4 Super Mirafiori TC					81-> 85	K 0325	8161	0549	200	20				7047
131 1.6 Super Mirafiori TC					81-> 85	K 0325	8161	0549	200	20				7047
131 Mirafiori 1.6 - 1.6 S 4 speed					74-> 85	K 0325	8161	0549	200	20				7047
131 Mirafiori 1.6 S 5 Speed					74-> 85	K 0326	8319	0732	215	20				7047
131 Super Mirafiori - Maratea Benzina					81-> 84	K 0327	8045	2082	215	20				7047
131 Racing 2.0 TC					78-> 82	K 0327	8045	2082	215	20				7047
131 Diesel 2.0 - 2.5 - Maratea Diesel						K 0328	8049	1683	215	20				7047
132														
132 1.6 tutti i modelli					-> 74	K 0329	8161	0549	200	20				7047
132 1.6 1.6GL - GLS - GL - S					72 -> 81	K 0330	8161	2064	200	20				7047
132 1.8 GLS - Special - 2.0 Spidereuropa						K 0331	8319	2082	215	20				7047
132 2.0 GLS - 2.0i					77-> 82	K 0332	8045	1683	215	20				7047
132 Diesel 2.0 - 2.5					78-> 81	K 0328	8049	1683	215	20				7047
147														
147						K 0564	8356	1855	181	17				7065
500														
500 Belvedere							8360							7302
500 Sport - 500 D Berlina - Giardinetta						K 0245	8309	0199	140	6				7306
500 Sport - 500 D Berlina - Giardinetta						K 0246	8309	0050	140	20				7036
500 F - L					65 -> 75	K 0096	8082	0129	155	20				7043
500 R - 126					65 -> 72	K 0024	8006	0129	160	20				7044
600														
600 Berlina Multipla - Taxi						K 0247	8310	2563	155	6				7307






	CC	Chassis - Engine	Gearbox - Eng. Code	kW	Date						PD	
						Code	Ø	Z	Code			
600 D						K 0097	8310	0051	155	20		7307
600 T						K 0097	8310	0051	155	20		7307
600 E						K 0248	8310	0057	155	20		7307
850												
850 Berlina normale e super, Sport Coupè						K 0249	8312	0736	160	20		7045
850 T - Van						K 0249	8312	0736	160	20		7045
1100												
1100 A/ALR						K 0250		0174	187	6		7309
1100 B/BLR						K 0251		0177	187	6		7309
1100 E/ELR						K 0252		0179	187	6		7309
1100/103 D/H						K 0070	8313	0200	187	10		7309
1100/103 D/H						K 0053	8313	0053	187	20		7309
1300 - 1500												
1300 - 1500						K 0253	8318	0549	200	20		7310
ARGENTA												
1.6				66 - 72 kW	81 -> 85	K 0395	8161	0549	200	20		7047
CROMA												
1.9 Turbo D id		154		66 kW	89 -> 92	K 0107	8054	2653	228	20	°	7065
2.0 CHT				66 - 74 kW	85 -> 92	K 0474	8045	0732	215	20	°	7065
2.0 ie	1995			83 - 85 - 88 kW	86 -> 96	K 0474	8045	0732	215	20	°	7065
2.0 ie Turbo	1995	154		110 - 111 - 114 kW	85 -> 96	K 0107	8054	2653	228	20	°	7065
2.5 D	2500		C503		85 -> 88	K 0474	8045	0732	215	20	°	7065
2.5 TD - TDE	2500	154	C503	74 - 77 - 85 kW	85 -> 96	K 0107	8054	2653	228	20	°	7065
DINO												
Dino			a campione			K 0565	8322	0508	205	20		2 pcs.
DUNA												
1.1	1116		C506	43 kW	87 -> 91	K 0157	8019	2624	181	17	°	7065
1.3	1301		C506	49 kW	87 -> 91	K 0157	8019	2624	181	17	°	7065
1.7 DS	1697	146B	C513	44 kW	87 -> 91	K 0461	8027	1871	200	17	°	7065
PANDA												
30 - 40 - 45					80 -> 89	K 0140	8006	0736	160	20		7044
750	769		C501	25 kW	86 -> 95	K 0112	8003	2757	170	20	°	7007
750	769		C501	25 kW	87 -> 97	K 0141	8006	2764	160	20	°	7007
750 - 900						K 0140	8006	0736	160	20		7044
800 - 900				25 - 29 - 33 kW	83 -> 96	K 0112	8003	2757	170	20	°	7007
950 4x4					83 -> 86	K 0112	8003	2757	170	20	°	7007
1000	999			32 - 37 kW	86 -> 92	K 0112	8003	2757	170	20	°	7007
1000 4x4	999			33 kW	86 -> 89	K 0112	8003	2757	170	20	°	7007
1300 Diesel	1301			27 kW	86 -> 92	K 0142	8002	2757	170	20	°	7007
REGATA												
1.1 60	1116	138R	4M		83 -> 90	K 0453	8009	1855	181	17		7065
1.3 70	1301		4M/5M	48 - 50 kW	83 -> 89	K 0453	8009	1855	181	17		7065
1.3 70 Weekend	1301		5M	50 kW	83 -> 89	K 0152	8060	2587	190	20	°	7065
1.5 75	1498		5M	55 kW	83 -> 87	K 0335	8060	1690	190	17		7065
1.5 75 ie	1498		5M	55 kW	85 -> 89	K 0335	8060	1690	190	17		7065
1.5 85 Super	1585			60 kW	83 -> 85	K 0335	8060	1690	190	17		7065
1.6 85	1585	138	5M	60 kW	83 -> 86	K 0460	8161	2048	200	17		7048
1.6 90 ie				66 kW	87 -> 89	K 0459	8161	0549	200	20		7037
1.6 100 Super	1585		5M	70 - 74 kW	-> 84	K 0458	8161	2048	200	17		7065
1.6 100 Super	1585		5M	70 - 74 kW	84 ->	K 0460	8161	2048	200	17		7048
1.7 Diesel 60	1714	138	5M	43 - 44 kW	84 -> 86	K 0461	8027	1871	200	17	°	7065
1.9 Diesel 65	1929		5M	48 kW	84 -> 89	K 0461	8027	1871	200	17	°	7065
RITMO I												
1.0 60	1116			44 kW	78 -> 82	K 0453	8009	1855	181	17		7065






	CC	Chassis - Engine	Gearbox - Eng. Code	kW	Date						PD	
						Code	Ø	Z				
1.3 65 - 70 - 75				48 - 55 kW	78 -> 82	K 0453	8009	1855	181	17		7065
1.5 75	1499		5M	55 kW	78 -> 82	K 0335	8060	1690	190	17		7065
1.5 75 - 85				55 - 63 kW	78 -> 82	K 0453	8009	1855	181	17		7065
1.5 75 ie	1498		5M	55 kW	85 -> 87	K 0335	8060	1690	190	17		7065
1.5 85	1498		5M	63 kW	81 -> 82	K 0335	8060	1690	190	17		7065
1.5 Cabriolet	1498		5M		85 -> 88	K 0335	8060	1690	190	17		7065
1.6 105 Sport	1585	138A	5M	77 kW	82 -> 85	K 0458	8161	2048	200	17		7065
1.7 Diesel 55	1714		5M	40 - 43 kW	84 -> 89	K 0461	8027	1871	200	17	°	7065
2.0 125 TC Abarth	1995	138A	5M	92 kW	82 -> 87	K 0474	8045	0732	215	20	°	7065
2.0 130 TC	1995	138A	5M	96 kW	83 -> 87	K 0474	8045	0732	215	20	°	7065
RITMO II												
1.1 60				40 - 43 kW	82 -> 87	K 0453	8009	1855	181	17		7065
1.3 70				53 kW	78 -> 82	K 0453	8009	1855	181	17		7065
1.5 75 - 85				55 - 58 - 60 kW	85 -> 88	K 0335	8060	1690	190	17		7065
1.6 105	1585	138A	5M	74 - 77 kW	83 -> 87	K 0458	8161	2048	200	17		7065
1.7 Diesel 60		138A		43 - 44 kW	82 -> 87	K 0461	8027	1871	200	17	°	7065
TIPO												
1.1	1108		C513	41 kW	88 -> 93	K 0442	8019	0304	181	20	°	7065
1.4 - 1.4 ie	1372		5M	51 - 57 kW	88 -> 95	K 0442	8019	0304	181	20	°	7065
1.6 - 1.6 ie	1581			55 - 57 - 61 kW	88 -> 95	K 0152	8060	2587	190	20	°	7065
1.7 D	1697		C513	43 - 45 kW	88 -> 95	K 0135	8027	2631	200	20	°	7065
1.8 ie	1756	Eng. 1288764 ->		66 - 74 - 76 - 77 - 81 kW	89 -> 95	K 0104	8045	2660	215	20	°	7037
1.8 ie 16V Sport		160		100 kW	89 -> 92	K 0104	8045	2660	215	20	°	7037
1.9 D	1929		C513	48 kW	89 -> 95	K 0135	8027	2631	200	20	°	7065
UNO												
0.9 45	903			33 kW	83 -> 92	K 0112	8003	2757	170	20	°	7007
1.0				32 kW	89 ->	K 0320	8019	2629	181	20	°	7007
1.0 45 - Fire	999			32 kW	85 -> 92	K 0112	8003	2757	170	20	°	7007
1.0 ie				32 kW	89 ->	K 0442	8019	0304	181	20	°	7065
1.0 ie 45	999			33 kW	84 -> 94	K 0451	8020	6265	180	20	°	7052
1.0 Trend	994			32 kW	89 ->	K 0320	8019	2629	181	20	°	7007
1.1 55	1116				83 -> 89	K 0320	8019	2629	181	20	°	7007
1.1 60	1116			42 kW	89 -> 92	K 0320	8019	2629	181	20	°	7007
1.3 70 S	1301		C510	48 kW	85 -> 89	K 0453	8009	1855	181	17		7065
1.3 D Super	1301		C501	33 kW	83 -> 92	K 0142	8002	2757	170	20	°	7007
1.3 Turbo ie	1301	Chass. -> 7130387	C513	73 - 77 kW	85 -> 89	K 0335	8060	1690	190	17		7065
1.3 Turbo ie	1301	Chass. 7130388 ->	C513	73 - 77 kW	85 -> 89	K 0152	8060	2587	190	20	°	7065
1.3 Turbo ie	1301			74 kW	89 -> 91	K 0540	8060	2587	190	20	°	7037
1.4 70 - ie 70 - 70 S	1372			51 - 52 - 53 kW	89 -> 93	K 0442	8019	0304	181	20	°	7065
1.4 ie Turbo	1372		C510	82 - 87 kW	89 -> 96	K 0459	8161	0549	200	20		7037
1.4 TD	1367	Chass. -> 7344767	5M		86 -> 90	K 0461	8027	1871	200	17	°	7065
1.4 TD	1367	Chass. 7344768 ->	5M		86 -> 90	K 0135	8027	2631	200	20	°	7065
1.4 TD 70	1367		5M	52 kW	86 -> 90	K 0135	8027	2631	200	20	°	7065
1.5 ie 75	1498	146A/E	C514	55 kW	85 -> 93	K 0485	8116	2714	190	20		7052
1.5 ie 75	1498		C513	55 kW	85 -> 93	K 0335	8060	1690	190	17		7065
1.7 D 60	1697	Chass. -> 0539855	C513	42 - 44 kW	85 -> 89	K 0461	8027	1871	200	17	°	7065
1.7 D 60	1697	Chass. 0539856 ->	C513	42 - 44 kW	89 -> 93	K 0135	8027	2631	200	20	°	7065
1.9 D	1929		5M	44 kW	89 ->	K 0135	8027	2631	200	20	°	7065
X1/9												
X 1/9 1.3 Spider					-> 74	K 0334	8010	0713	180	17		7065
X 1/9 1.3 Spider					74 ->	K 0323	8019	1855	180	17		7065
X 1/9 1.5 Spider					78 -> 82	K 0335	8060	1690	190	17		7065






FIAT L.C.V.


	CC	Chassis - Engine	Gearbox - Eng. Code	kW	Date				Code	Ø	Z	PD		Code
200														
200 B Furgone						K 0336	8311	0736	160	20				2 pcs.
238														
238 Benzina			a campione		68 -> 83	K 0305	8316	0549	200	20				2 pcs.
241														
241 Furgone - Camioncino					68 -> 75	K 0337	8317	0841	200	20				2 pcs.
241 TN						K 0338	8320	0810	215	10				
242														
242 E Benzina						K 0340	8323	2869	215	22				2 pcs.
242 Furgone Diesel						K 0341	8324	0297	230	21				7305
242 E Diesel						K 0342	8324	0297	230	21				2 pcs.
600T														
600T		Eng. -> 040000				K 0566	8310							7307
600T		Eng. 040001 ->				K 0567	8311	0736	160	20				7307
850														
850 - 850 T - 850 Furgone						K 0249	8312	0736	160	20				7045
900														
900 T - 900 E						K 0249	8312	0736	160	20				7045
CAMPAGNOLA														
CAMPAGNOLA AR59					-> 74	K 0088	8320	0402	216	10				7309
CAMPAGNOLA					74 ->	K 0089	8054	2653	228	20				7311
CAMPAGNOLA 1107					74 ->	K 0435	8045	0732	215	20				7047
DAILY I Flatbed														
35-8				55 - 60 - 62 kW	89 -> 98	K 0541	8175	2663	235	10	°			7091
45-10				76 kW	89 -> 96	K 0541	8175	2663	235	10	°			7091
DUCATO														
1.8 10 - 14 Q	1796	280	C504	49 - 51 kW	82 -> 88	K 0479	8046	2423	215	21				7003
1.8 10 - 14 Q	1796	280	C504	49 - 51 kW	82 -> 88	K 0517	8054	2749	228	21	°			7003
1.9 10 - 14 Q Turbo Diesel	1929	280 - 290	C504	60 kW	89 -> 94	K 0167	8054	2306	228	21	°			7003
2.0 10 - 14 - 18 Q	1971	280	C504	58 kW	82 -> 90	K 0479	8046	2423	215	21				7003
2.0 10 - 14 - 18 Q	1971		C504	55 - 58 - 62 kW	82 -> 94	K 0517	8054	2749	228	21	°			7003
2.5 10 - 14 Q Diesel	2500	280	C504	55 kW	82 -> 90	K 0516	8053	2306	228	21	°			7003
2.5 10 - 14 Q Diesel	2445	280 - 290	C504	55 kW	85 -> 94	K 0167	8054	2306	228	21	°			7003
2.5 10 - 14 Q Turbo Diesel	2445	280 - 290	C504	70 kW	85 -> 94	K 0167	8054	2306	228	21	°			7003
2.5 14 Q Turbo Diesel 4x4	2445	280 - 290	C504	70 kW	86 -> 94	K 0167	8054	2306	228	21	°			7003
FIORINO 127														
903	903		C501	33 kW	78 -> 85	K 0112	8003	2757	170	20	°			7007
1050	1049				79 -> 87	K 0320	8019	2629	181	20	°			7007
1050 Brasilia	1049				80 -> 87	K 0453	8009	1855	181	17				7065
Fiorino					71 -> 83	K 0347	8325	1855	180	20				7308
1300 Brasilia Diesel				33 kW	81 -> 87	K 0443	8001	2664	170	17	°			7065
FIORINO 146														
1.5 ie 75	1498			55 kW	88 -> 93	K 0335	8060	1690	190	17				7065
1.7 D - 60	1697	146		42 - 44 kW	88 -> 93	K 0461	8027	1871	200	17	°			7065
FIORINO 147														
1.0	1049			37 kW	86 -> 89	K 0453	8009	1855	181	17				7065
1.1	1116			40 kW	86-> 88	K 0157	8019	2624	181	17	°			7065
1.3	1301			49 kW	88 -> 93	K 0157	8019	2624	181	17	°			7065
1.3 D	1301			33 kW	81 -> 93	K 0443	8001	2664	170	17	°			7065
1.5				55 kW	88 -> 93	K 0335	8060	1690	190	17				7065
1.7 D		Chass. -> 8475739		42 - 44 kW	87 -> 90	K 0461	8027	1871	200	17	°			7065
1.7 D		Chass. 8475740 ->		42 - 44 kW	87 -> 90	K 0135	8027	2631	200	20	°			7065
MARENGO														
1.9 Diesel	1929				89 ->	K 0135	8027	2631	200	20	°			7065





	CC	Chassis - Engine	Gearbox - Eng. Code	kW	Date				Code	Ø	Z	PD		Code
PANDA VAN														
750				25 kW	86 -> 92	K 0112	8003	2757	170	20	°			7007
FIAT Autocarri														
OM														
40 NC - 50NC - 65PC (versione Ferodo)						K 0568	8330	0382						7322
40 NC - 50NC (da telaio 018819) vers. B&B						K 0569	8334	0382						7322
80 NC - 90 NC/PC - 100 NC - 110 NC						K 0570	8332							7323
180 NC - 190 PC/PT / 697 ut - 300 PC/PT				Lato Volano		K 0571	8333	0269						
Leoncino 2° serie - Lupetto - Cerbiatto						K 0572	8343							7325
Orsetto						K 0568	8330	0382						7322
Lupetto 25 - 30 - Daino 40 - 45 - Tigrotto						K 0573	8331	0225						7325
615														
615 N						K 0338	8320	0810	215	10				2 pcs.
615 N						K 0339	8320	0402	215	10				2 pcs.
615 N1						K 0343	8321	0810	215	10				2 pcs.
615 N1						K 0344	8321	0402	215	10				2 pcs.
616 N3- 616 N3/4 - 625 N2 - 625 N3						K 0574	8330	0382						7302
645 N2 - N3 - 650 N2 - N3						K 0575	8332							7323
655 N - N1 - 662 N2 - N3 - N3P						K 0575	8332							7323
DAILY - GRINTA														
Daily 30.9 - 35.9 Benzina						K 0360	8327	2663	230	10				2 pcs.
Daily - Grinta 28.8 - 30.8						K 0361	8328	1759	242	10				7324
32.8 - 35.8 - 40.8 Diesel						K 0361	8328	1759	242	10				7324
Daily Turbo Diesel 35.10 - 45.10 - 49.10						K 0362	8329	2551	267	10				7324
Daily 4x4 - 4x4 Militare						K 0362	8329	2551	267	10				7324
FORD														
CAPRI														
Capri I 1600L - XL					72 -> 74	K 0349	8037	2960	190	20				7051
Capri II 1600					74 ->	K 0350		2467	190	23				7050
ESCORT I														
Escort Berlina XL 940 - 1.100					68 -> 75	K 0351	8335	0580	165	20				2 pcs.
Escort RS 2.0					73 -> 75	K 0352	8039	2795	216	23				7050
ESCORT II -> 80														
0.9		ATH		34 kW	74 -> 80	K 0468	8037	2952	190	20				7049
1.1		ATH		32 - 34 - 35 kW	74 -> 80	K 0468	8037	2952	190	20				7049
1.3		ATH		40 - 42 - 44 - 51 kW	74 -> 80	K 0468	8037	2952	190	20				7049
1.6 RS		ATH		62 kW	74 -> 80	K 0468	8037	2952	190	20				7049
2.0 RS	1993	ATH		80 kW	75 -> 80	K 0470	8039	2795	216	23	°			7050
ESCORT III -> 86														
1.1	1117	GAA		37 - 40 - 43 kW	80 -> 85	K 0172	8038	2800	165	17				7009
1.3	1296	GAA		51 kW	80 -> 85	K 0173	8057	2805	190	17	°			7009
1.6	1597	AVA - GAA		58 - 61 - 66 - 71 kW	80 -> 85	K 0177	8022	2794	200	17	°			7009
1.6 Diesel	1608	GAA		40 kW	84 -> 86	K 0173	8057	2805	190	17	°			7009
1.6 XR3i				77 kW	82 -> 85	K 0177	8022	2794	200	17	°			7009
1.6 RS Turbo				97 kW	84 -> 85	K 0177	8022	2794	200	17	°			7009
FIESTA I														
0.9	1296			29 - 33 kW	76 -> 83	K 0172	8038	2800	165	17				7009
1.1		WFBT		39 - 40 kW	76 -> 83	K 0172	8038	2800	165	17				7009
1.3	1296			49 kW	77 -> 83	K 0173	8057	2805	190	17	°			7009
1.6 XR2	1597			62 kW	81 -> 83	K 0173	8057	2805	190	17	°			7009
FIESTA II -> 89														
1.0		FBD		33 kW	-> 86	K 0172	8038	2800	165	17				7009
1.0				33 kW	86 -> 90	K 0173	8057	2805	190	17	°			7009





	CC	Chassis - Engine	Gearbox - Eng. Code	kW	Date								PD	
						Code	Ø	Z	Code	Ø	Z	Code		
1.1		FBD		37 kW	-> 86	K 0172	8038	2800	165	17			7009	
1.1	1117	FBD		36 - 37 kW	86 -> 90	K 0173	8057	2805	190	17	°		7009	
1.3				51 kW	83 -> 87	K 0173	8057	2805	190	17	°		7009	
1.4				52 - 54 - 55 kW	85 -> 89	K 0173	8057	2805	190	17	°		7009	
1.6 D		FBD		40 kW	84 -> 89	K 0173	8057	2805	190	17	°		7009	
1.6 XR2				62 kW	-> 85	K 0173	8057	2805	190	17	°		7009	
1.6 XR2		FBD		70 - 71 kW	86 ->	K 0177	8022	2794	200	17	°		7009	
ORION														
1.3		GAL - AFF		44 - 51 kW	85 -> 94	K 0173	8057	2805	190	17	°		7009	
1.4		AFF		52 - 54 - 55 kW	86 -> 90	K 0173	8057	2805	190	17	°		7009	
1.6 - 1.6i		AFD		58 - 77 kW	83 -> 85	K 0177	8022	2794	200	17	°		7009	
1.6 - 1.6i		AFF		66 - 75 - 77 kW	86 -> 90	K 0471	8040	2606	218	17	°		7009	
1.6 D		AFD - AFF		40 kW	84 -> 89	K 0173	8057	2805	190	17	°		7009	
1.8 D		AFF		44 kW	89 -> 93	K 0471	8040	2606	218	17	°		7009	
SCORPIO														
1.8		GAE - GGE		66 kW	85 -> 92	K 0470	8039	2795	216	23	°		7050	
2.0	1998	GAE - GGE		77 kW	85 -> 89	K 0470	8039	2795	216	23	°		7050	
2.0 i		GAE - GGE		74 - 85 kW	85 -> 92	K 0470	8039	2795	216	23	°		7050	
2.4	2394			92 kW	89 -> 94	K 0528	8105	2841	241	23	°		7070	
2.5 Turbo Diesel	2499	GAE - GGE		68 kW	88 -> 93	K 0528	8105	2841	241	23	°		7070	
2.9 V6 4x4	2933			107 - 110 kW	88 -> 94	K 0528	8105	2841	241	23	°		7070	
SIERRA														
1.3		GBC	Separate housing	44 kW	82 -> 86	K 0465	8037	2952	190	20			7051	
1.3		GBC	Integrated housing	44 kW	82 -> 86	K 0468	8037	2952	190	20			7049	
1.3		GBC		44 kW	82 -> 86	K 0539	8037	2488	190	20	°		7051	
1.6		GBC		55 kW	82 -> 86	K 0466	8037	2953	190	23			7050	
1.6		GBC - GB4		53 - 55 kW	82 -> 91	K 0470	8039	2795	216	23	°		7050	
1.6		GBC		55 kW	82 -> 93	K 0465	8037	2952	190	20			7051	
1.6 i		GBC - GB4		59 kW	89 -> 93	K 0470	8039	2795	216	23	°		7050	
1.8		GBC - GB4		59 - 66 kW	84 -> 93	K 0470	8039	2795	216	23	°		7050	
2.0 - 2.0 i		GBC - GB4		74 - 77 - 85 - 88 kW	87 -> 93	K 0470	8039	2795	216	23	°		7050	
2.9 i V6 XR4 4x4	2933	GBC - GBG		107 - 110 kW	88 -> 93	K 0528	8105	2841	241	23	°		7070	
TAUNUS														
Taunus 1300 L - XL					70 -> 75	K 0353	8037	2460	190	20			7049	
Taunus 1300 L - GL					76 ->	K 0353	8037	2460	190	20			7049	
Taunus 1600 L - GL					76 ->	K 0354	8037	2953	190	23			7049	
FORD L.C.V.														
P 100														
P 100 1.6	1593				82 -> 88	K 0470	8039	2795	216	23	°		7050	
P 100 2.0	1993				88 -> 89	K 0470	8039	2795	216	23	°		7050	
TRANSIT RANGE DIESEL														
Transit Perkins 4.99 - 4108			a campione		65 -> 70	K 0355	8357	0187	216	23			2 pcs.	
Transit Perkins 4.99 - 4108					70 -> 72	K 0355	8357	0187	216	23			2 pcs.	
Transit Perkins 4.99 - 4108 heavy duty					70 -> 71	K 0356	8336	2138	242	23			7312	
Transit 2.4 Ford (escluso 100 L)					71 -> 78	K 0356	8336	2138	242	23			7312	
Transit 2.4 Ford (escluso 100 L)					78 ->	K 0356	8336	2138	242	23			7312	
Transit 2.4 100L					71 ->	K 0356	8336	2138	242	23			7312	
Transit 2.4 heavy duty					72 ->	K 0358	8337	1915	267	23			7070	
TRANSIT SERIE A														
Transit 2.0 - 2.4 Diesel					73-> 83	K 0359	8336	2138	242	23			7070	
Transit 3.0 Benzina V6 - 3.5 Diesel					73-> 83	K 0358	8337	1915	267	23			7070	
LADA														
1200 - 1600														





	CC	Chassis - Engine	Gearbox - Eng. Code	kW	Date				Code	Ø	Z	PD		Code
1200		With bearing support		VAZ - WAS 2101	70 -> 86	K 0363	8025	0549	200	20				7053
1200		Without bearing support		VAZ - WAS 2101	70 -> 86	K 0185	8024	0549	200	20				7053
1300		With bearing support		VAZ 2101	78 -> 87	K 0363	8025	0549	200	20				7053
1300		Without bearing support		VAZ 2101	78 -> 87	K 0185	8024	0549	200	20				7053
1300		With bearing support		WAS 21011	74 -> 84	K 0363	8025	0549	200	20				7053
1300		Without bearing support		WAS 21011	74 -> 84	K 0185	8024	0549	200	20				7053
1500		With bearing support		VAZ 2103	75 -> 86	K 0363	8025	0549	200	20				7053
1500		Without bearing support		VAZ 2103	75 -> 86	K 0185	8024	0549	200	20				7053
1500		With bearing support		WAS 2103 - 2106	72 -> 84	K 0363	8025	0549	200	20				7053
1500		Without bearing support		WAS 2103 - 2106	72 -> 84	K 0185	8024	0549	200	20				7053
1600		With bearing support		VAZ 2103	79 -> 86	K 0363	8025	0549	200	20				7053
1600		Without bearing support		VAZ 2103	79 -> 86	K 0185	8024	0549	200	20				7053
1600		With bearing support		WAS 2106	72 -> 84	K 0363	8025	0549	200	20				7053
1600		Without bearing support		WAS 2106	72 -> 84	K 0185	8024	0549	200	20				7053
NIVA														
1.6 4x4		With bearing support		VAZ 2121	76 -> 95	K 0363	8025	0549	200	20				7053
1.6 4x4		Without bearing support		VAZ 2121	76 -> 95	K 0185	8024	0549	200	20				7053
SAMARA - FORMA														
1100				VAZ 2108-2109-21099	86 ->	K 0484	8061	2488	190	20				7067
1300				VAZ 2108-2109-21099	86 ->	K 0484	8061	2488	190	20				7067
1500				VAZ 2108-2109-21099	86 ->	K 0484	8061	2488	190	20				7067
VEGA														
1600						K 0455	8124	2853	200	20	°			7067
LAMBORGHINI														
ESPADA														
400 GT					68 -> 81			3604	250	10				
JALPA														
P 350					82 -> 87			3604	250	10				
URRACO														
P 300					74 -> 81			2847	241	10				
LANCIA														
APPIA														
Appia								0067	165	10				
AURELIA														
Aurelia								6189	170	8				
BETA														
Beta 1.3 Berlina - Coupè					74 ->	K 0364	8161	0549	200	20				7054
Beta 1.4					72 -> 75	K 0364	8161	0549	200	20				7054
Beta 1.6 - HPE - Coupè - Spyder					72 ->	K 0364	8161	0549	200	20				7054
Beta 1.8 Coupè					72 -> 76	K 0365	8319	2660	215	20				7054
Beta 1.8 HPE - Spyder					74-> 76	K 0365	8319	2660	215	20				7054
Beta 2.0i - Coupè - Spyder - HPE					73 ->	K 0366	8045	2660	215	20				7316
Beta Montecarlo						K 0366	8045	2660	215	20				7316
Beta HP Executive Volumex					83 ->	K 0367	8054	2469	230	20				7054
DEDRA														
1.6 ie	1581	835		55 - 57 - 66 kW	89 -> 97	K 0152	8060	2587	190	20	°			7065
2.0 ie	1995	835		83 kW	89 -> 99	K 0104	8045	2660	215	20	°			7037
DELTA														
1.3	1301			53 - 58 kW	79 -> 92	K 0453	8009	1855	181	17				7065
1.3	1301			58 kW	83 -> 93	K 0442	8019	0304	181	20	°			7065
1.5	1498			63 kW	79 -> 92	K 0152	8060	2587	190	20	°			7065
1.5	1498	831AB0		63 kW	79 -> 92	K 0335	8060	1690	190	17				7065
1.6 GT	1585			77 kW	82 -> 86	K 0458	8161	2048	200	17				7065






	CC	Chassis - Engine	Gearbox - Eng. Code	kW	Date				Code	Ø	Z	PD		Code
1.6 ie GT	1585	Chass. -> 389580		66 - 80 kW	86 -> 92	K 0460	8161	2048	200	17				7048
1.6 ie GT	1585	Chass. 389581 ->		66 - 80 kW	87 -> 92	K 0459	8161	0549	200	20				7037
1.6 T HF Turbo	1585	831AB0		93 - 97 - 103 - 107 kW	83 -> 89	K 0474	8045	0732	215	20	°			7065
2.0 HF Integrale		831		122 kW	86 -> 88	K 0107	8054	2653	228	20	°			7065
FLAMINIA														
Flaminia						K 0576	8361	0280	228	10				2 pec.
FLAVIA														
Flavia 1.5 - 1.8 - 1.8 1°serie			a campione			K 0368	8340	0412	200	10				7314
Flavia 2.0 - HF						K 0577	8319		215	10				7314
FULVIA														
Fulvia Berlina 2C						K 0370	8338	0639	180	10				7314
Fulvia Berlina GT - GTE - Sport Zagato								0528	200	10				
1.2 Coupè - Fulvia Rally 1.3 - 1.3S - 1.3HF						K 0371	8339	0483	200	10				7313
Fulvia Coupè 1.3S - Fulvia Berlina					70 ->	K 0372	8161	0549	200	20				7314
Fulvia 1600HF								0549	200	20				7314
GAMMA														
Gamma 2000 - 2500 - 2500 ie					80 ->		8341							
PRISMA														
1.3	1301			58 kW	83 -> 92	K 0442	8019	0304	181	20	°			7065
1.5	1498	Chass. -> 3426514		55 - 59 - 63 kW	83 -> 92	K 0335	8060	1690	190	17				7065
1.5	1498	Chass. 3426515 ->		55 - 59 - 63 kW	86 -> 92	K 0152	8060	2587	190	20	°			7065
1.6	1585			77 kW	83 -> 86	K 0458	8161	2048	200	17				7065
1.6 - 1.6 ie - Super	1585	Chass. -> 3314116		66 - 73 - 80 kW	86 -> 89	K 0460	8161	2048	200	17				7048
1.6 - 1.6 ie - Super	1585	Chass. 3314117 ->		66 - 73 - 80 kW	86 -> 89	K 0459	8161	0549	200	20				7037
THEMA														
2.0 ie	1995				84 -> 94	K 0474	8045	0732	215	20	°			7065
2.0 ie 16V	1995				88 -> 94	K 0474	8045	0732	215	20	°			7065
2.0 ie Turbo - Turbo 16V	1995	834		110 - 112 - 130 kW	84 -> 92	K 0107	8054	2653	228	20	°			7065
2.4 Turbo D	2445	834		74 kW	84 -> 88	K 0107	8054	2653	228	20	°			7065
2.5 Turbo DS	2500	834		77 - 85 kW	88 -> 94	K 0107	8054	2653	228	20	°			7065
2.8 V6 ie	2849	834		110 kW	84 -> 88	K 0107	8054	2653	228	20	°			7065
TREVI														
Trevi 1.6					80-> 85	K 0364	8161	0549	200	20				7315
Trevi 2.0 - i.e.					81-> 85	K 0366	8045	2660	215	20	°			7316
Trevi 2.0 Volumex					82-> 85	K 0367	8054	2469	230	20				7315
Y 10														
1.0 Fire				32 - 37 kW	-> 92	K 0112	8003	2757	170	20	°			7007
1.0 Fire 4x4	999			32 - 33 - 37 kW	86 -> 92	K 0112	8003	2757	170	20	°			7007
1.0 Turbo	1049				89 -> 93	K 0320	8019	2629	181	20	°			7007
1.1 ie 4x4	1118			42 kW	89 -> 92	K 0320	8019	2629	181	20	°			7007
1.1 ie Fire - 4x4 - Avenue				37 - 40 kW	89 -> 95	K 0451	8020	6265	180	20	°			7052
1.3 ie Fire				53 - 56 kW	87 -> 95	K 0320	8019	2629	181	20	°			7007
LOTUS														
EUROPA														
1.6					71 -> 75			0263	200	21				
FX 4														
2.5 Diesel					82 -> 89			2709	235	23				
2.7 Diesel					89 -> 99			2362	241	24				
MASERATI														
MASERATI														
Biturbo 2000					81 ->			2546	215	14				
Biturbo 2500								6149	240	14				
Biturbo 2800					83 ->			2577	228	14				





	CC	Chassis - Engine	Gearbox - Eng. Code	kW	Date						PD	
						Code	Ø	Z	Code			
Bora V8 4.7 - 4.9					71 -> 81			2221	268	10		
Indi V8 4.9 - Kashmin V8 4.2 - Kyalami V8 4.2					69 -> 83			2578	267	10		
Merak								2547	241	21		
Merak SS V6 3.0 (eng. 520298 ->)					-> 78			2221	268	10		
Merak SS V6 3.0 (eng. -> 520297)					75 ->			0493	228	21		
Mexico - Ghibli V8 4.7 - 4.9					69 -> 74			2578	267	10		
Mistrale 3700 - 4000 reinforced								0633	241	10		
Quattroporte 1 - 2					69 -> 76			2578	267	10		
Quattroporte V8 4.2					78 ->			2578	267	10		
Sebring 3500 GT					63 -> 65			0466	250	10		
Sebring 3500 - 3700 - 4000 reinforced								0633	241	10		
MAZDA												
323 III												
1.6 GT Turbo				103 - 110 kW	85 -> 91	K 0544	8147	2832	225	22	°	7039
626 II												
2.0				68 - 74 - 88 kW	83 -> 87	K 0544	8147	2832	225	22	°	7039
626 III												
1.8				65 kW	82 -> 87	K 0543	8147	1620	215	22	°	7039
2.0				66 kW	88 -> 97	K 0544	8147	2832	225	22	°	7039
2.0 16V				103 kW	87 -> 92	K 0544	8147	2832	225	22	°	7039
2.0 D				44 kW	87 -> 91	K 0544	8147	2832	225	22	°	7039
2.2 12V				85 kW	87 -> 91	K 0544	8147	2832	225	22	°	7039
929 II												
2.0				66 - 74 - 88 kW	82 -> 87	K 0544	8147	2832	225	22	°	7039
E												
1.8					84 -> 88	K 0544	8147	2832	225	22	°	7039
2.0 - 2.0 4WD				60 - 63 kW	84 -> 89	K 0544	8147	2832	225	22	°	7039
MERCEDES												
190												
190 2.0 (201)		Chass. -> A029019		66 - 77 kW	82 -> 90	K 0494	8070	2826	215	10	°	7058
190 2.0 (201)		Chass. A029020 ->		66 - 77 kW	82 -> 90	K 0493	8070	2650	215	26	°	7058
190 D 2.0 (201)				53 - 55 kW	83 -> 93	K 0493	8070	2650	215	26	°	7058
190 D 2.5 (201)				66 - 69 kW	85 -> 93	K 0493	8070	2650	215	26	°	7058
190 E 2.0 (201)				83 - 85 - 87 - 90 - 93 kW	82 -> 93	K 0494	8070	2826	215	10	°	7058
190 E 2.0 (201.024)				83 - 85 - 87 - 90 kW	85 -> 93	K 0493	8070	2650	215	26	°	7058
190 E 2.3 (201)		Chass. -> A521683		97 kW	86 -> 91	K 0490	8071	2652	228	26	°	7058
190 E 2.3 16V (201)				125 - 130 - 136 kW	84 -> 87	K 0490	8071	2652	228	26	°	7058
190 E 2.5 16V (201)				143 - 150 kW	89 -> 93	K 0490	8071	2652	228	26	°	7058
190 E 2.6 (201)		Chass. -> A508035		122 kW	86 -> 89	K 0490	8071	2652	228	26	°	7058
200												
200 (123)		Chass. -> A082390		74 - 80 kW	80 -> 85	K 0494	8070	2826	215	10	°	7058
200 (123)		Chass. A082391 ->		74 - 80 kW	80 -> 85	K 0493	8070	2650	215	26	°	7058
200 (124)					84 -> 90	K 0493	8070	2650	215	26	°	7058
200 D (123)		Chass. A084694 ->		44 kW	79 -> 85	K 0493	8070	2650	215	26	°	7058
200 D (124)				53 - 55 kW	84 -> 93	K 0493	8070	2650	215	26	°	7058
200 E (124)					85 -> 93	K 0493	8070	2650	215	26	°	7058
200 T (123)		Chass. -> F012656		74 - 80 kW	80 -> 85	K 0494	8070	2826	215	10	°	7058
200 T (123)		Chass. F012657 ->		74 - 80 kW	80 -> 85	K 0493	8070	2650	215	26	°	7058
200 T (124)						K 0493	8070	2650	215	26	°	7058
200 TD (124)				53 - 55 kW	85 -> 91	K 0493	8070	2650	215	26	°	7058
200 TE (124)				87 - 90 kW	88 -> 92	K 0490	8071	2652	228	26	°	7058
220												
220 Diesel (115)					68 -> 86	K 0373	8342	2826	215	10		7016






	CC	Chassis - Engine	Gearbox - Eng. Code	kW	Date						PD	
						Code	Ø	Z	Code			
220 Diesel (123)					76-> 79	K 0373	8342	2826	215	10		7016
230												
230 C - CE (123)		Chass. -> A083927	4 Speed	100 kW	80 -> 85	K 0489	8071	1593	228	10	°	7058
230 C - CE (123)		Chass. A083928 ->	4 Speed	100 kW	80 -> 85	K 0490	8071	2652	228	26	°	7058
230 CE (124)				97 - 100 kW	87 -> 92	K 0490	8071	2652	228	26	°	7058
230 E (123)		Chass. -> A083927	4 Speed	100 kW	80 -> 85	K 0489	8071	1593	228	10	°	7058
230 E (123)		Chass. A083928 ->	4 Speed	100 kW	80 -> 85	K 0490	8071	2652	228	26	°	7058
230 E (124)				97 - 100 kW	84 -> 93	K 0490	8071	2652	228	26	°	7058
230 TE (123)		Chass. -> A083927	4 Speed	100 kW	80 -> 85	K 0489	8071	1593	228	10	°	7058
230 TE (123)		Chass. A083928 ->	4 Speed	100 kW	80 -> 85	K 0490	8071	2652	228	26	°	7058
230 TE (124)				97 - 100 kW	85 -> 92	K 0490	8071	2652	228	26	°	7058
240												
240 D (115)					73 -> 76	K0373	8342	2826	215	10	°	7016
240 D (123)				48 - 53 kW	76 -> 85	K 0494	8070	2826	215	10	°	7058
240 D (123)				53 kW	79 -> 85	K 0493	8070	2650	215	26	°	7058
240 TD (123)				48 - 53 kW	77 -> 85	K 0493	8070	2650	215	26	°	7058
240 TD (123)				48 - 53 kW	77 -> 85	K 0494	8070	2826	215	10	°	7058
250												
250 (114)				85 - 96 kW	68 -> 72	K 0492	8073	1593	228	10	°	7016
250 (123)		Chass. -> 050399		95 - 103 kW	76 -> 85	K 0492	8073	1593	228	10	°	7016
250 (123)			5 Speed	95 - 103 kW	76 -> 85	K 0489	8071	1593	228	10	°	7058
250 C 2.8 (114)				96 kW	72 -> 76	K 0492	8073	1593	228	10	°	7016
250 CE (114)				110 kW	69 -> 72	K 0492	8073	1593	228	10	°	7016
250 D (124)				66 - 69 kW	85 -> 93	K 0493	8070	2650	215	26	°	7058
250 T (123)				95 - 103 kW	78 -> 82	K 0492	8073	1593	228	10	°	7016
250 T (123)			5 Speed	95 - 103 kW	78 -> 82	K 0489	8071	1593	228	10	°	7058
250 TD (124)				66 - 69 kW	85 -> 93	K 0493	8070	2650	215	26	°	7058
260												
260 E (124)				118 - 122	85 -> 92	K 0490	8071	2652	228	26	°	7058
280												
280 C - CE - E (114)					72 -> 77	K0376	8071	1593	228	10		7016
280 (123)		Chass. -> 023149		115 kW	76 -> 81	K 0492	8073	1593	228	10	°	7016
280 C (123)		Chass. -> 002202		115 kW	77 -> 80	K 0492	8073	1593	228	10	°	7016
280 CE (123)		Chass. -> 009835		130 - 136 kW	77 -> 85	K 0492	8073	1593	228	10	°	7016
280 CE (123)			5 Speed	130 - 136 kW	77 -> 85	K 0489	8071	1593	228	10	°	7058
280 SL (107)					75 ->	K 0376	8071	1593	228	10		7016
280 TE (123)		Chass. -> 000118		136 kW	77 -> 85	K 0492	8073	1593	228	10	°	7016
280 TE (123)			5 Speed	136 kW	77 -> 85	K 0489	8071	1593	228	10	°	7058
300												
300 D (123)			5 Speed	59 - 65 kW	76 -> 85	K 0494	8070	2826	215	10	°	7058
300 D (124)					86 -> 93	K 0490	8071	2652	228	26	°	7058
300 TD (123)			5 Speed	53 - 59 - 65 kW	79 -> 85	K 0494	8070	2826	215	10	°	7058
300 TD (124)					86 -> 93	K 0490	8071	2652	228	26	°	7058
G CLASS												
230 G (460)			711	66 - 75 kW	79 -> 93	K 0492	8073	1593	228	10	°	7016
230 GE (460)			711	90 - 92 kW	87 -> 93	K 0492	8073	1593	228	10	°	7016
240 GD (460)				53 kW	79 -> 87	K 0492	8073	1593	228	10	°	7016
250 GD (460)					88 -> 92	K 0490	8071	2652	228	26	°	7058
300 GD (460)			711		79 -> 90	K 0491	8073	2838	228	10	°	7016
S CLASS												
280 S (108 - 109)				103 - 118 kW	67 -> 72	K 0492	8073	1593	228	10	°	7016
260 SE				118 - 122 kW	85 -> 91	K 0490	8071	2652	228	26	°	7058
280 S (126)				115 - 136 kW	79 -> 85	K 0489	8071	1593	228	10	°	7058
SL												





	CC	Chassis - Engine	Gearbox - Eng. Code	kW	Date						PD	
						Code	Ø	Z	Code			
280 SL (107)		Chass. 011569 ->		130 - 136 kW	79 -> 85	K 0489	8071	1593	228	10	°	7058
MERCEDES L.C.V.												
206 - 210												
200				74 - 77 - 80 kW	80 -> 85	K 0493	8070	2650	215	26	°	7058
200 D				44 - 53 - 55 kW	79 -> 93	K 0493	8070	2650	215	26	°	7058
200 T				74 - 77 - 80 kW	80 -> 85	K 0493	8070	2650	215	26	°	7058
200 T D				53 - 55 kW	85 -> 91	K 0493	8070	2650	215	26	°	7058
200 T E				87 - 90 - 100 kW	88 -> 93	K 0493	8070	2650	215	26	°	7058
207 D 2.4		601		48 - 53 kW	77 -> 90	K 0491	8073	2838	228	10	°	7016
208 2.3		601		63 kW	77 -> 82	K 0491	8073	2838	228	10	°	7016
208 2.3		601		63 kW	77 -> 82	K 0492	8073	1593	228	10	°	7016
208 D 2.3		601		58 - 60 kW	88 -> 96	K 0491	8073	2838	228	10	°	7016
209 D 2.9		601		65 kW	82 -> 90	K 0491	8073	2838	228	10	°	7016
210 2.3		601		63 - 70 - 77 kW	77 -> 90	K 0491	8073	2838	228	10	°	7016
210 D 2.8		601		70 - 72 kW	88 -> 96	K 0491	8073	2838	228	10	°	7016
240 D				53 kW	79 -> 85	K 0493	8070	2650	215	26	°	7058
240 T D				48 - 53 kW	77 -> 79	K 0493	8070	2650	215	26	°	7058
250 T D				66 - 69 kW	85 -> 93	K 0493	8070	2650	215	26	°	7058
306 - 315												
307 D 2.4		602		48 - 53 kW	82 -> 90	K 0491	8073	2838	228	10	°	7016
308 D 2.3		602		58 - 60 kW	89 -> 96	K 0491	8073	2838	228	10	°	7016
309 D 3.0		602		65 kW	82 -> 90	K 0491	8073	2838	228	10	°	7016
310 D 2.9		602		70 - 72 kW	89 -> 96	K 0491	8073	2838	228	10	°	7016
408 - 410												
408 D				65 kW	88 -> 95	K 0491	8073	2838	228	10	°	7016
408 G		Chass. 556500 ->				K 0492	8073	1593	228	10	°	7016
409 D		Chass. 556500 ->		65 kW	82 -> 89	K 0492	8073	1593	228	10	°	7016
409 D				65 kW	82 -> 89	K 0491	8073	2838	228	10	°	7016
410				70 - 77 kW	82 -> 95	K 0491	8073	2838	228	10	°	7016
410 D				70 - 72 kW	88 -> 95	K 0492	8073	1593	228	10	°	7016
410 D				70 - 72 kW	88 -> 95	K 0491	8073	2838	228	10	°	7016
507												
507 D - 507 DK			DK	53 kW	86 -> 89	K 0491	8073	2838	228	10	°	7016
MITSUBISHI												
COLT II												
1.2 EL - GL		C1_A		40 - 44 kW	84 -> 88	K 0554	8183	2845	185	20	°	7033
1.5 GLX		C1_A		51 - 55 kW	84 -> 88	K 0554	8183	2845	185	20	°	7033
1.6 Turbo				92 kW	84 -> 88	K 0542	8029	2913	215	20	°	7033
1.6 Turbo ECi		C1_A		77 kW	86 -> 88	K 0553	8181	2839	200	20	°	7033
1.6 Turbo ECi		C1_A		92 kW	84 -> 88	K 0554	8183	2845	185	20	°	7033
CORDIA												
1.6 GSL		A21		55 kW	82 -> 86	K 0554	8183	2845	185	20	°	7033
1.8 GSL		A21		66 kW	84 -> 86	K 0553	8181	2839	200	20	°	7033
1.8 Turbo Eci				100 kW	84 -> 86	K 0542	8029	2913	215	20	°	7033
GALANT III												
1.6 GLX				55 kW	84 -> 87	K 0553	8181	2839	200	20	°	7033
2.0 GLS				66 kW	84 -> 87	K 0542	8029	2913	215	20	°	7033
2.0 GLS				75 kW	84 -> 87	K 0553	8181	2839	200	20	°	7033
LANCER III												
1.2 GL				40 kW	84 -> 86	K 0554	8183	2845	185	20	°	7033
1.5 - 1.5 12V				61 - 66 kW	88 -> 91	K 0553	8181	2839	200	20	°	7033
1.5 GLX				51 - 55 kW	83 -> 88	K 0554	8183	2845	185	20	°	7033
SPACE WAGON												






	CC	Chassis - Engine	Gearbox - Eng. Code	kW	Date						PD	
						Code	Ø	Z	Code			
1.8 GLX		D0_		66 kW	84 -> 88	K 0553	8181	2839	200	20	°	7033
2.0 - 2.0 GLXI - 2.0 4x4				74 - 75 - 98 kW	85 -> 98	K 0542	8029	2913	215	20	°	7033
2.0 GLX		D04W		62 kW	86 -> 88	K 0553	8181	2839	200	20	°	7033
TREDIA												
1.4 GLX		A21		51 kW	82 -> 85	K 0554	8183	2845	185	20	°	7033
1.5		A21			84 -> 85	K 0554	8183	2845	185	20	°	7033
1.6 GLS		A21		55 kW	82 -> 87	K 0554	8183	2845	185	20	°	7033
1.8 GLS		A215		66 kW	84 -> 86	K 0553	8181	2839	200	20	°	7033
1.8 Turbo				100 kW	84 -> 86	K 0542	8029	2913	215	20	°	7033
NISSAN												
BLUEBIRD												
1.6					76 -> 79	K 0545	8148	2968	200	24	°	7069
1.6				59 kW	83 -> 85	K 0546	8148	2481	200	18	°	7055
1.6		T72 - T12		61 - 66 kW	86 -> 91	K 0551	8166	6077	215	18		7056
1.8				65 kW	74 -> 83	K 0545	8148	2968	200	24	°	7069
1.8				66 kW	84 -> 88	K 0546	8148	2481	200	18	°	7055
1.9 i				80 kW	82 -> 84	K 0545	8148	2968	200	24	°	7069
2.0 i				80 kW	82 -> 83	K 0545	8148	2968	200	24	°	7069
2.0 i				80 kW	84 -> 86	K 0546	8148	2481	200	18	°	7055
CHERRY												
1.5 Turbo				77 kW	83 -> 85	K 0546	8148	2481	200	18	°	7055
DATSUN												
1.6				53 - 61 - 65 kW	73 -> 82	K 0545	8148	2968	200	24	°	7069
1.8				65 - 66 kW	77 -> 81	K 0545	8148	2968	200	24	°	7069
LAUREL												
1.8					72 -> 78	K 0545	8148	2968	200	24	°	7069
2.0				71 kW	72 -> 84	K 0545	8148	2968	200	24	°	7069
2.4				83 kW	77 -> 83	K 0545	8148	2968	200	24	°	7069
MICRA I												
1.0				37 - 40 kW	82 -> 89	K 0509	8004	2096	160	16		7057
1.2				40 - 44 kW	86 -> 92	K 0509	8004	2096	160	16		7057
PRAIRE												
1.5 S		M10		55 kW	84 -> 87	K 0555	8185	6107	190	18		7056
1.8 SGL				65 kW	83 -> 85	K 0546	8148	2481	200	18	°	7055
1.8 SGL		M10		65 - 66 kW	83 -> 87	K 0551	8166	6077	215	18		7056
SKYLINE												
160 - 180 K				74 - 77 kW	74 ->	K 0545	8148	2968	200	24	°	7069
STANZA												
1.6				60 kW	81 -> 85	K 0546	8148	2481	200	18	°	7055
1.8				65 - 66 kW	81 -> 85	K 0546	8148	2481	200	18	°	7055
SUNNY II												
1.5		N13 - B12		52 kW	86 -> 88	K 0555	8185	6107	190	18		7056
1.6		N13 - B12		62 kW	86 -> 90	K 0555	8185	6107	190	18		7056
1.6 - 1.6 4x4		N13 - B12		54 kW	86 -> 90	K 0546	8148	2481	200	18	°	7055
1.6 i - 1.6 12V		N13 - B12		54 - 66 kW	86 -> 91	K 0555	8185	6107	190	18		7056
VIOLET												
160 J				52 kW	73 -> 77	K 0545	8148	2968	200	24	°	7069
NISSAN L.C.V												
PICK UP												
1.6					79 -> 86	K 0545	8148	2968	200	24	°	7069
URVAN												
1.6					81 -> 82	K 0545	8148	2968	200	24	°	7069
VANETTE												






	CC	Chassis - Engine	Gearbox - Eng. Code	kW	Date				Code	Ø	Z	PD		Code
2.0 D					81 -> 87	K 0545	8148	2968	200	24	°		7069	
2.0 D				47 - 49 kW	87 -> 95	K 0547	8148	2892	200	24	°		7069	
NSU														
1000 - 1200														
100 - 110 - 1000 - 1200					65 -> 73			0482	181	24				
HALB														
Halb - 1200 III e IV Serie					71 -> 74			0555	160	54				
PRINZ														
Prinz 1000 Berlina					63 -> 73			0482	181	24				
Prinz all models								0555	160	54				
SPIDER														
Spider 1900 eng. Wankel								0482	181	24				
OPEL														
ASCONA B														
1.6 - 1.9 - 2.0		81 - 86 - 87 - 88		44 - 55 - 66 - 74 kW	75 -> 81	K 0501	8098	2976	203	14			7011	
ASCONA C														
1.3 N		81 - 86 - 87 - 88		44 kW	81 -> 86	K 0381	8074	2782	190	14	°		7011	
1.3 S		Eng. -> 1696057		55 kW	81 -> 88	K 0381	8074	2782	190	14	°		7011	
1.3 S		Eng. 1696058 ->		55 kW	81 -> 88	K 0382	8075	2782	190	14	°		7012	
1.6		81 - 86 - 87 - 88		55 kW	81 -> 87	K 0522	8035	2787	200	24	°		7014	
1.6 D		Eng. -> 14310804		40 kW	82 -> 86	K 0497	8036	2858	215	24	°		7013	
1.6 D		Eng. 14310805 ->		40 kW	82 -> 88	K 0496	8035	2797	200	24	°		7014	
1.6 i		81 - 86 - 87 - 88		55 - 60 kW	86 -> 88	K 0495	8034	2720	200	14	°		7012	
1.6 S		Eng. -> 14391114		66 kW	81 -> 86	K 0522	8035	2787	200	24	°		7014	
1.6 S		Eng. 14391115 ->		66 kW	81 -> 86	K 0496	8035	2797	200	24	°		7014	
1.8 E				74 kW	85 -> 86	K 0522	8035	2787	200	24	°		7014	
1.8 i	1796	Eng. -> 14348330		85 kW	82 -> 86	K 0497	8036	2858	215	24	°		7013	
1.8 i	1796	Eng. 14348331 ->	F16	85 kW	82 -> 86	K 0523	8096	2858	215	24	°		7014	
1.8 N		81 - 86 - 87 - 88	F16	62 kW	82 -> 86	K 0496	8035	2797	200	24	°		7014	
1.8 N		81 - 86 - 87 - 88	F13	62 kW	87 -> 88	K 0498	8035	2759	200	24	°		7012	
2.0 i - 2.0 i GT	1998		F16	85 - 85 kW	86 -> 88	K 0523	8096	2858	215	24	°		7014	
CORSA A														
1.0		Eng. -> 3431955		33 kW	82 -> 93	K 0381	8074	2782	190	14	°		7011	
1.0		Eng. 3431956 ->		33 kW	82 -> 93	K 0382	8075	2782	190	14	°		7012	
1.2		Eng. -> 1129939		33 kW	82 -> 90	K 0381	8074	2782	190	14	°		7011	
1.2		Eng. 1129940 ->		33 kW	82 -> 93	K 0382	8075	2782	190	14	°		7012	
1.2 i - 1.2 N	1195	91 - 92 - 96 - 97		33 - 38 kW	89 -> 93	K 0382	8075	2782	190	14	°		7012	
1.2 S		Eng. -> 1696435		40 kW	82 -> 90	K 0381	8074	2782	190	14	°		7011	
1.2 S		Eng. -> 19505999		40 kW	82 -> 90	K 0381	8074	2782	190	14	°		7011	
1.2 S		Eng. 1696436 ->		42 kW	82 -> 90	K 0382	8075	2782	190	14	°		7012	
1.2 S		Eng. 19506000 ->		42 - 43 kW	82 -> 90	K 0382	8075	2782	190	14	°		7012	
1.3		93 - 94 - 98 - 99		44 kW	85 -> 89	K 0382	8075	2782	190	14	°		7012	
1.3 S - 1.3 i		Eng. -> 1696057		44 - 51 kW	82 -> 90	K 0381	8074	2782	190	14	°		7011	
1.3 S - 1.3 i		Eng. -> 19569999		44 - 51 kW	82 -> 90	K 0381	8074	2782	190	14	°		7011	
1.3 S - 1.3 i		Eng. 1696058 ->		44 - 51 kW	82 -> 90	K 0382	8075	2782	190	14	°		7012	
1.3 S - 1.3 i		Eng. 19570000 ->		44 - 51 kW	82 -> 90	K 0382	8075	2782	190	14	°		7012	
1.4 i		93 - 94 - 98 - 99		40 kW	85 -> 93	K 0382	8075	2782	190	14	°		7012	
1.4 S		91 - 92 - 96 - 97		53 kW	89 -> 93	K 0382	8075	2782	190	14	°		7012	
1.5 D		93 - 94 - 98 - 99	F13/5	37 kW	87 -> 93	K 0504	8076	2720	200	14	°		7012	
1.5 TD		93 - 94 - 98 - 99		49 kW	88 -> 93	K 0504	8076	2720	200	14	°		7012	
1.6 GSI		93 - 94 - 98 - 99		55 - 72 - 74 kW	88 -> 93	K 0495	8034	2720	200	14	°		7012	
1.6 i					88 -> 93	K 0495	8034	2720	200	14	°		7012	
KADETT A														






	CC	Chassis - Engine	Gearbox - Eng. Code	kW	Date						PD	
						Code	Ø	Z	Code			
Kadett A 1.1					62 -> 65	K 0385	8358	2833	170	14		7318
KADETT B												
Kadett B 1.1 L - LS - SR					65 -> 73	K 0385	8358	2833	170	14		7318
KADETT C												
Kadett C 1.0 L - LS - City					73 -> 79	K 0385	8358	2833	170	14		7318
KADETT D												
Kadett D 1.0 - 1.2 N					79-> 84	K 0384	8344	2833	170	14		7013
KADETT E												
1.2		Eng. -> 19505999		40 kW	84 -> 86	K 0381	8074	2782	190	14	°	7011
1.2		Eng. -> 1131436		40 kW	84 -> 86	K 0381	8074	2782	190	14	°	7011
1.2		Eng. 1131437 ->		40 kW	84 -> 86	K 0382	8075	2782	190	14	°	7012
1.2		Eng. 9506000 ->		40 kW	84 -> 86	K 0382	8075	2782	190	14	°	7012
1.3		Eng. -> 1696057		44 - 55 kW	85 -> 91	K 0381	8074	2782	190	14	°	7011
1.3		Eng. -> 19505999		44 - 55 kW	85 -> 91	K 0381	8074	2782	190	14	°	7011
1.3		Eng. 696058 ->		44 - 55 kW	85 -> 91	K 0382	8075	2782	190	14	°	7012
1.3		Eng. 9570000 ->		44 - 55 kW	85 -> 91	K 0382	8075	2782	190	14	°	7012
1.5 TD		33 - 34 - 43 - 44		53 kW	88 -> 91	K 0502	8076	2797	200	24	°	7014
1.6 D		14310805 -> 14478630		40 kW	84 -> 89	K 0496	8035	2797	200	24	°	7014
1.6 D	1596	39 - 49	Trasmission F13	40 kW	84 -> 89	K 0495	8034	2720	200	14	°	7012
1.6 D		Eng. -> 14310804		40 kW	84 -> 89	K 0497	8036	2858	215	24	°	7013
1.6 D		Eng. 14478631 ->		40 kW	84 -> 89	K 0530	8034	2797	200	24	°	7014
1.6 i		39 - 49		55 kW	86 -> 91	K 0495	8034	2720	200	14	°	7012
1.6 S				66 kW	84 -> 86	K 0496	8035	2797	200	24	°	7014
1.6 S				60 kW	86 -> 91	K 0495	8034	2720	200	14	°	7012
1.7 D		33 - 34 - 39 - 43 - 49	Trasmission F16	42 kW	89 -> 91	K 0496	8035	2797	200	24	°	7014
1.7 D	1699	39 - 49	Trasmission F13	42 kW	89 -> 91	K 0495	8034	2720	200	14	°	7012
1.8		39 - 49		84 kW	87 -> 90	K 0497	8036	2858	215	24	°	7013
1.8 E - 1.8 i				66 - 74 kW	85 -> 91	K 0522	8035	2787	200	24	°	7014
1.8 GSI		Eng. -> 14348330		85 kW	84 -> 86	K 0497	8036	2858	215	24	°	7013
1.8 GSI		Eng. 14348331 ->		85 kW	84 -> 86	K 0523	8096	2858	215	24	°	7014
1.8 i		39 - 49		85 kW	84 -> 86	K 0497	8036	2858	215	24	°	7013
1.8 i		33 - 34 - 39 - 43 - 49		66 kW	85 -> 91	K 0523	8096	2858	215	24	°	7014
1.8 S		33 - 34 - 43 - 44	Trasmission F16	62 kW	87 -> 91	K 0496	8035	2797	200	24	°	7014
2.0 GSI	1998	33 - 34 - 43 - 44	Trasmission F16	85 - 95 kW	86 -> 91	K 0523	8096	2858	215	24	°	7014
2.0 i				85 kW	87 -> 91	K 0523	8096	2858	215	24	°	7014
MANTA												
Manta 1.2 - 1.2 S					72 -> 79	K 0386	8345	2834	180	14		7303
Manta 1.3					79-> 81	K 0387	8074	2782	190	14		7303
Manta 1.3 S- GT - Manta 1.3S					80-> 86	K 0387	8074	2782	190	14		7303
Manta B 1.6-1.9 - Manta GTE - Manta 2.0						K 0388	8346	2976	203	14		7303
Manta 1600 - 1900 - 2000cc - B 2000 Diesel					78 ->	K 0389	8177	2877	230	14		7303
MONZA												
Monza A 2000E - 2200E					82-> 87	K 0389	8177	2877	230	14		7303
Monza A 2600E - 2800E - 4speed					78-> 87	K 0389	8177	2877	230	14		7303
Monza A 2600E - 2800E - 5speed					88 ->	K 0389	8177	2877	230	14		7303
OLYMPIA												
Olympia 1.1 - 1.1 GT - 1.1 J					67 -> 72	K 0390	8358	2833	170	14		7303
Olympia A 1.5						K 0391	8346	2976	203	14		7011
OMEGA A												
1.8 - N - S				60 - 65 - 66 kW	86 -> 94	K 0452	8096	2696	215	14	°	7012
1.8 - N - S				60 - 65 - 66 kW	86 -> 94	K 0499	8035	2980	200	14	°	7012
2.0 - 2.0 i				73 - 74 - 85 - 90 kW	86 -> 94	K 0452	8096	2696	215	14	°	7012
REKORD B												
Rekord B 1.5 - 1.7 - 1.9					65 -> 66	K 0388	8346	2976	203	14		7303






	CC	Chassis - Engine	Gearbox - Eng. Code	kW	Date				Code	Ø	Z	PD		Code
REKORD C														
Rekord C 1.5 - 1.7 - 1.9					66 -> 71	K 0388	8346	2976	203	14				7303
REKORD D														
Rekord D 1.7 - 1.9					72 -> 77	K 0388	8346	2976	203	14				7303
Rekord D 1.7 - 1.9 - 2.0 - D 2.1 Diesel					78-> 80	K 0389	8347	2877	230	14				7303
REKORD E														
1.8 - E - S				55 - 66 - 74 kW	82 -> 86	K 0499	8035	2980	200	14	°			7012
2.0 D			5 speed	43 kW	77 -> 82	K 0500	8177	2877	228	14	°			7011
2.2 D			5 speed	48 - 52 kW	78 -> 86	K 0500	8177	2877	228	14	°			7011
2.2 TD			5 speed	63 kW	84 -> 86	K 0500	8177	2877	228	14	°			7011
SENATOR A														
2.2 TD			5 speed	63 kW	84 -> 86	K 0500	8177	2877	228	14	°			7011
VECTRA A														
1.4		86 - 87 - 88 - 89		55 kW	88 -> 92	K 0382	8075	2782	190	14	°			7012
1.6 i	1598	86 - 87		52 - 55 - 60 kW	88 -> 95	K 0495	8034	2720	200	14	°			7012
1.7 D	1699	86 - 87		42 - 44 kW	88 -> 95	K 0495	8034	2720	200	14	°			7012
1.8 S	1796	86 - 87		66 kW	89 -> 90	K 0496	8035	2797	200	24	°			7014
1.8 S - 1.8 4x4	1796	86 - 87	F16	65 kW	88 -> 89	K 0523	8096	2858	215	24	°			7014
2.0		86 - 87		74 kW	88 -> 89	K 0473	8139	2858	215	24	°			7014
2.0 i	1998	86 - 87		85 - 95 kW	88 -> 95	K 0523	8096	2858	215	24	°			7014
PANTHER														
LIMA														
2.3					76 -> 82			0535	215	10				
PEUGEOT														
104														
0.9				33 - 34 kW	72 -> 83	K 0123	8009	1712	181	20				7004
1.0				32 kW	83 -> 88	K 0123	8009	1712	181	20				7004
1.1	954			37 - 42 kW	76 -> 88	K 0123	8009	1712	181	20				7004
1.2	1124			42 kW	79 -> 83	K 0123	8009	1712	181	20				7004
1.4	1360			53 kW	79 -> 83	K 0123	8009	1712	181	20				7004
205 I														
1.0	954			33 kW	83 -> 88	K 0123	8009	1712	181	20				7004
1.1	1124			36 - 37 kW	83 -> 87	K 0123	8009	1712	181	20				7004
1.3	1294			47 kW	84 -> 87	K 0448	8009	1523	181	18	°			7025
1.4	1360			44 - 58 - 59 kW	83 -> 87	K 0123	8009	1712	181	20				7004
1.6	1580			55 kW	89 ->	K 0121	8028	2331	200	18				7025
1.6		741A/C		55 kW	-> 89	K 0123	8028	2489	200	18	°			7025
1.6 GTI		741A/C		75 - 94 kW	84 -> 87	K 0123	8028	2489	200	18	°			7025
1.7 Diesel	1769	741A/C		44 kW	83 -> 87	K 0123	8028	2489	200	18	°			7025
1.8 Diesel	1769			XUD7	83 -> 89	K 0123	8028	2489	200	18	°			7025
1.9 GTI	1905	741A/C		94 kW	86 -> 87	K 0123	8028	2489	200	18	°			7025
305														
1.6		581M		54 - 55 - 66 - 71 Kw	82 -> 88	K 0123	8028	2489	200	18	°			7025
1.7 Diesel	1769				82 -> 89	K 0123	8028	2489	200	18	°			7025
1.7 Diesel	1769				89 -> 90	K 0124	8028	2489	200	18	°			7005
1.8 D		581M		44 kW	84 -> 88	K 0123	8028	2489	200	18	°			7025
1.9	1905	581M		55 - 72 - 75 kW	82 -> 88	K 0123	8028	2489	200	18	°			7025
1.9 Diesel	1905	581M		47 - 48 kW	82 -> 88	K 0123	8028	2489	200	18	°			7025
309														
1.1	1118		BE1	40 kW	85 -> 89	K 0448	8009	1523	181	18	°			7025
1.1	1118				89 -> 90	K 0449	8009	1523	181	18	°			7005
1.3	1294		BE1	47 kW	85 -> 89	K 0448	8009	1523	181	18	°			7025
1.3	1294	3C - 3A	BE3/5	G1A	89 -> 93	K 0449	8009	1523	181	18	°			7005






	CC	Chassis - Engine	Gearbox - Eng. Code	kW	Date						PD	
						Code	Ø	Z	Code			
1.4	1360	10C - 10A	MA/5	49 - 55 - 62 kW	89 ->	K 0116	8009	2671	181	18	°	7005
1.5	1442	10C - 10A	BE1/5	63 kW	87 -> 89	K 0483	8056	1713	190	18		7025
1.5	1442	10C - 10A	BE3/5	63 kW	89 ->	K 0531	8056	1713	190	18		7005
1.6	1580	3C - 3A	BE1/5	65 - 68 - 69 kW	89 -> 93	K 0121	8028	2331	200	18		7025
1.7 Diesel - 1.8 Diesel			BE1/5	XUD7	86 -> 89	K 0123	8028	2489	200	18	°	7025
1.7 Diesel - 1.8 Diesel			BE3/5	44 kW	89 -> 93	K 0124	8028	2489	200	18	°	7005
1.7 Turbo Diesel - 1.8 Turbo Diesel		3C - 3A	BE3/5	57 kW	89 -> 93	K 0125	8047	2668	215	18	°	7005
1.9		3C - 3A		72 - 80 kW	89 -> 93	K 0121	8028	2331	200	18		7025
1.9 GTI		3C - 3A		88 kW	89 -> 93	K 0121	8028	2331	200	18		7025
1.9 Diesel	1905	10C - 10A	BE1/5	47 kW	86 -> 89	K 0123	8028	2489	200	18	°	7025
1.9 Diesel	1905	3C - 3A	BE3/5	47 kW	89 -> 93	K 0124	8028	2489	200	18	°	7005
1.9 GTI 16V	1905	3C - 3A	BE3/5	108 - 116 kW	89 -> 93	K 0472	8047	2637	215	18	°	7005
404												
1.6 - 1.6 GT				50 - 54 kW	67 -> 71	K 0475	8046	0719	215	10		7018
1.6				59 kW	63 -> 68	K 0513	8046	0719	215	10		7019
405												
1.4	1360	15B - 4B	MA/4 - MA/5	47 kW	87 -> 95	K 0116	8009	2671	181	18	°	7005
1.6	1580	15 B	BE	53 - 59 kW	87 -> 92	K 0121	8028	2331	200	18		7025
1.7 TD	1769		BE3/5	XUD7TE	89 ->	K 0125	8047	2668	215	18	°	7005
1.8 TD	1769		BE3/5	66 kW	89 ->	K 0125	8047	2668	215	18	°	7005
1.9 - 1.9 Injection				70 - 80 - 88 - 93 kW	87 -> 93	K 0121	8028	2331	200	18		7025
1.9 D	1905	15B - 15E		47 - 51 kW	88 -> 89	K 0123	8028	2489	200	18	°	7025
1.9 D	1905	15B - 15E		47 - 51 kW	89 -> 96	K 0124	8028	2489	200	18	°	7005
1.9 4x4 - 1.9 MI-16 16V	1905	15B		80 - 108 - 116 kW	88 -> 92	K 0472	8047	2637	215	18	°	7005
504												
1.6	1618		BA7	XC7	83 -> 85	K 0513	8046	0719	215	10		7019
1.8 & Taxi	1796	M03 - A01 - A03	BA7	58 - 60 - 71 kW	68 -> 83	K 0513	8046	0719	215	10		7019
1.8 & Taxi	1796	A01 - A02 - A03	BA7	60 - 71 kW	68 -> 71	K 0475	8046	0719	215	10		7018
1.8 & Taxi	1796	M03	BA7	58 kW	71 -> 83	K 0475	8046	0719	215	10		7018
1.9 D		M20		40 kW	73 -> 86	K 0477	8046	2690	215	10	°	7019
1.9 Diesel & Taxi	1948		BA7	XD88	73 ->	K 0476	8046	2344	215	10	°	7018
2.0 TI	1971	A1 - A13 - MY1 - MY3	BA7	71 kW	71 -> 86	K 0513	8046	0719	215	10		7019
2.0 - 2.0 4x4	1971	A1 - A13 - MY1 - MY3	BA7	71 kW	71 -> 86	K 0475	8046	0719	215	10		7018
2.1 Diesel	2112		BA7	XD90	69 -> 81	K 0476	8046	2344	215	10	°	7018
2.1 Diesel	2112	A20 - M20	BA7	48 kW	71 -> 86	K 0477	8046	2690	215	10	°	7019
2.3						K 0475	8046	0719	215	10		7018
2.3 Diesel	2304		BA7	XD2	76 -> 81	K 0476	8046	2344	215	10	°	7018
2.3 Diesel	2304		BA7	XD2	81 -> 85	K 0477	8046	2690	215	10	°	7019
505												
1.6	1618				79 -> 90	K 0513	8046	0719	215	10		7019
1.8		551A		55 - 60 - 62 kW	81 -> 86	K 0475	8046	0719	215	10		7018
1.8 & Taxi	1796			55 - 60 - 62 kW	81 -> 86	K 0513	8046	0719	215	10		7019
2.0		551A		71 - 72 kW	81 -> 91	K 0475	8046	0719	215	10		7018
2.0 - 2.0 TI - 2.0 STI				71 - 72 - 81 kW	79 -> 91	K 0513	8046	0719	215	10		7019
2.3 Diesel		551D		59 kW	82 -> 86	K 0477	8046	2690	215	10	°	7019
2.5 Diesel	2498	551A		51 - 55 kW	81 -> 93	K 0477	8046	2690	215	10	°	7019
604												
2.0	1971			XN6	81 -> 84	K 0513	8046	0719	215	10		7019
2.0 SR					81 -> 85	K 0475	8046	0719	215	10		7018
605												
2.0	1998			79 - 84 - 89 kW	89 -> 99	K 0125	8047	2668	215	18	°	7005
2.1 D				60 kW	89 -> 95	K 0125	8047	2668	215	18	°	7005
2.1 Turbo Diesel - TD 12V				80 kW	89 -> 99	K 0534	8146	2749	228	21	°	7030






	CC	Chassis - Engine	Gearbox - Eng. Code	kW	Date				Code	Ø	Z	PD		Code
PEUGEOT L.C.V.														
J 5														
1.8	1796	280L		51 kW	83 -> 88	K 0479	8046	2423	215	21				7003
2.0	1971	290P - 290L		55 - 58 kW	81 -> 90	K 0479	8046	2423	215	21				7003
2.0	1971	290P - 290L - 280P		55 - 58 - 62 kW	83 -> 90	K 0517	8054	2749	228	21	°			7003
2.5 Diesel - 2.5 D 4x4	2500	280P		54 kW	81 -> 90	K 0516	8053	2306	228	21	°			7003
2.5 Turbo Diesel - 2.5 TD 4x4	2500	280P		70 kW	88 -> 90	K 0516	8053	2306	228	21	°			7003
J 7														
1.5				61 kW	68 -> 70	K 0394	8046	0284	215	23				7060
1.6				44 - 50 kW	68 -> 80	K 0394	8046	0284	215	23				7060
1.8	1796			48 kW	72 -> 80	K 0394	8046	0284	215	23				7060
2.1 Diesel	2112			42 kW	72 -> 80	K 0394	8046	0284	215	23				7060
2.3 Diesel	2304			49 kW	72 -> 80	K 0394	8046	0284	215	23				7060
J 9														
1.6	1618			44 kW	80 -> 87	K 0394	8046	0284	215	23				7060
2.0				57 kW	80 -> 87	K 0394	8046	0284	215	23				7060
2.1 Diesel	2112			41 kW	80 -> 91	K 0394	8046	0284	215	23				7060
2.3 Diesel	2304			49 kW	80 -> 91	K 0394	8046	0284	215	23				7060
2.5 Diesel	2498			53 kW	80 -> 91	K 0394	8046	0284	215	23				7060
POLSKI														
125 P														
PX 1300					75-> 79	K 0395	8161	0549	200	20				7047
PX 1500					75-> 79	K 0395	8161	0549	200	20				7047
Polonez 1300					78 ->	K 0395	8161	0549	200	20				7047
Polonez 1500					78 ->	K 0395	8161	0549	200	20				7047
PORSCHE														
356														
356 B 1.6					1600			0384	181	24				
356 S - SC								0102	200	24				
692														
1 - 2 - 3								0384	181	24				
3 A								0102	200	24				
911 - 911 TARGA														
911 2.0					64 -> 68			0674	215	24				
911 2.2 E								1646	228	24				
911 2.2 T					70 -> 72			1646	228	24				
911 2.3 - 911 2.4 E					71 -> 76			1645	228	20				
911 2.7					73 -> 76			1645	228	20				
911 3.0					82 -> 83			1645	228	20				
911 3.0 Turbo					75 -> 77			2756	241	23				
911 3.2 Carrera					84 -> 86			1645	228	20				
911 3.2 Carrera					86 ->			2756	241	23				
911 3.6 Carrera - Carrera 4 - RS					89 -> 93			6089	241	23				
911 3.6 Turbo					93			6089	241	23				
911 Cabriolet														
3.0 SC					82 -> 84			1645	228	20				
3.1 Carrera Speedstar					86 -> 89			2756	241	23				
3.1 SC Carrera					83 -> 84			1645	228	20				
3.6 Carrera					-> 89			2756	241	23				
912														
912					68 -> 69			0102	200	24				
912 E USA					75 -> 76			0673	215	24				
914														





	CC	Chassis - Engine	Gearbox - Eng. Code	kW	Date							PD	
						Code	Ø	Z	Code	Ø	Z		
1700 - 1800 - '2000								0673	215	24			
1700 - 1800								2865	215	24			
2000								0384	181	24			
2000		eng. Porsche						2865	215	24			
924													
924 2.0					76 -> 85			2860	216	24			
924 2.0 Carrera GT					80 -> 85			2762	225	23			
924 2.0 Turbo					78 -> 85			2762	225	23			
924 2.5 S					85 -> 88			2762	225	23			
930													
930 Turbo								2756	241	23			
944													
944 2.5					86 -> 88			2755	241	23			
944 2.7					88 -> 89			2762	225	23			
944 3.0 - Convertible					88 -> 91			2762	225	23			
P 44													
P 44 Turbo								2755	241	23			
PUCH													
G- MODEL													
250 GD				62 kW	87 -> 92	K 0490	8071	2652	228	26	°	7058	
RELIANT													
SABRE													
1.3 - 1.4 4x4					85 -> 90	K 0466	8037	2953	190	23		7050	
1.6 4x4					85 -> 90	K 0470	8039	2795	216	23	°	7050	
RENAULT													
ALPINE													
Alpine A100					69 -> 75	K 0441	8002	0605	170	20		7020	
Alpine A310 V6					80 -> 85	K 0578	8326	2314	235	21	°	7061	
ESPACE I													
1.9					84 -> 91	K 0480	8051	2423	215	21	°	7021	
2.0		J/S112		74 - 80 - 87 kW	84 -> 92	K 0480	8051	2423	215	21	°	7021	
2.1 Turbo Diesel	2068	J11		65 kW	84 -> 91	K 0514	8046	2423	215	21	°	7021	
2.2	2165	J117		79 kW	86 -> 90	K 0480	8051	2423	215	21	°	7021	
FUEGO													
1.4 GTL - TL	1397			47 kW	79 -> 85	K 0450	8009	0758	181	20		7020	
1.6 GTS - TS	1647	136	Gear. 352 - 395	71 kW	80 -> 85	K 0463	8161	0263	200	21		7003	
1.6 GTS - TS		1362	Gear. NG0 - NG1	71 kW	80 -> 85	K 0464	8161	0263	200	21		7021	
1.6 Turbo	1565	1365		97 kW	83 -> 85	K 0480	8051	2423	215	21	°	7021	
2.0	1995	1363		81 kW	80 -> 85	K 0480	8051	2423	215	21	°	7021	
2.1 Turbo Diesel	2068	136		65 kW	82 -> 84	K 0514	8046	2423	215	21	°	7021	
2.2 i	2165	136		76 kW	83 -> 85	K 0480	8051	2423	215	21	°	7021	
2.2 Turbo	2165			J7T.7	84 -> 85	K 0480	8051	2423	215	21	°	7021	
R 4													
0.7 - 0.8	852			10 - 19 - 20 - 21 - 25 kW	68 -> 88	K 0398	8008	0098	160	20		7020	
0.9	852				72 -> 78	K 0398	8008	0098	160	20		7020	
1.0	956			25 - 31 kW	87 -> 93	K 0450	8009	0758	181	20		7020	
1.1	1108			25 - 32 kW	86 ->	K 0450	8009	0758	181	20		7020	
1.1 - F6				25 kW	76 -> 89	K 0398	8008	0098	160	20		7020	
R 5													
0.8	762			26 - 27 kW	72 -> 84	K 0398	8008	0098	160	20		7020	
0.9	845				72 -> 84	K 0398	8008	0098	160	20		7020	
1.0				32 kW	72 -> 85	K 0398	8008	0098	160	20		7020	
1.0	956	1222 - 1392		32 kW	72 -> 85	K 0450	8009	0758	181	20		7020	






	CC	Chassis - Engine	Gearbox - Eng. Code	kW	Date				Code	Ø	Z	PD		Code
1.1	1108	1227 - 1397		33 kW	80 -> 85	K 0450	8009	0758	181	20				7020
1.3	1289			47 kW	75 -> 84	K 0441	8002	0605	170	20				7020
1.3	1289	1224 - 25 1394 - 95		31 - 33 - 47 kW	75 -> 84	K 0450	8009	0758	181	20				7020
1.4				43 - 68 kW	75 -> 85	K 0450	8009	0758	181	20				7020
1.4 Alpine	1397			68 kW	75 -> 81	K 0450	8009	0758	181	20				7020
1.4 Alpine Turbo				79 kW	81 -> 85	K 0450	8009	0758	181	20				7020
1.6 Turbo Diesel		B - C - S404			85 -> 99	K 0510	8009	2096	181	26	°			7022
R 5 SUPER														
1.0	956	B/C40		30 kW	84 -> 88	K 0510	8009	2096	181	26	°			7022
1.1	1108	B/C40		33 - 34 kW	84 -> 95	K 0510	8009	2096	181	26	°			7022
1.2	1237	B/C40		40 kW	87 -> 90	K 0510	8009	2096	181	26	°			7022
1.4	1397	B/C40		43 - 44 - 48 - 52 kW	84 -> 96	K 0510	8009	2096	181	26	°			7022
1.4 Turbo GT	1397	B/C40		88 kW	85 -> 90	K 0511	8028	2694	200	26				7022
1.6 D	1595	B/C40		40 kW	85 -> 96	K 0510	8009	2096	181	26	°			7022
1.7 - 1.7 i	1721			54 - 64 - 69 kW	86 -> 95	K 0511	8028	2694	200	26				7022
R 6														
0.8	845			25 kW	68 -> 80	K 0398	8008	0098	160	20				7020
1.1	1108			33 - 35 kW	69 -> 80	K 0398	8008	0098	160	20				7020
R 8														
R8 - R8 Mayor					65 -> 67	K 0403	8348	0098	160	20				7020
R8 S - R8 Mayor					-> 69	K 0404	8349	0098	160	20				7020
R8 S - R8 Mayor					70 -> 73	K 0398	8008	0098	160	20				7020
R 9														
1.1	1108	L42		35 kW	81 -> 87	K 0510	8009	2096	181	26	°			7022
1.2	1237	L42		40 kW	85 -> 88	K 0510	8009	2096	181	26	°			7022
1.4	1397	L42		44 - 49 - 53 kW	81 -> 88	K 0510	8009	2096	181	26	°			7022
1.4 Turbo	1397	L42		77 - 85 kW	84 -> 89	K 0511	8028	2694	200	26				7022
1.6 D	1595	L42		40 kW	82 -> 88	K 0510	8009	2096	181	26	°			7022
1.7	1721	L42		54 - 55 - 59 - 65 - 69 kW	84 -> 89	K 0511	8028	2694	200	26				7022
R 11														
1.1	1108	B/C37		35 kW	83 -> 86	K 0510	8009	2096	181	26	°			7022
1.2	1237	B/C37		40 kW	84 -> 88	K 0510	8009	2096	181	26	°			7022
1.4	1397	B/C37		44 - 49 - 50 - 53 kW	83 -> 88	K 0510	8009	2096	181	26	°			7022
1.4 Turbo	1397	B/C37		77 - 85 kW	84 -> 88	K 0511	8028	2694	200	26				7022
1.6 D	1595	B/C37		40 kW	83 -> 88	K 0510	8009	2096	181	26	°			7022
1.7	1721	B/C37		54 - 55 - 59 - 65 - 69 kW	83 -> 88	K 0511	8028	2694	200	26				7022
R 12														
1300 - 1300 TS	1289			37 - 40 - 44 kW	75 -> 80	K 0441	8002	0605	170	20				7020
1300 - 1300 TS	1289			37 - 40 - 44 kW	69 -> 80	K 0450	8009	0758	181	20				7020
1400	1397				76 -> 80	K 0450	8009	0758	181	20				7020
R 14														
1.2	1218			42 - 43 kW	76 -> 84	K 0123	8009	1712	181	20				7004
1.4	1360			44 - 52 kW	78 -> 80	K 0123	8009	1712	181	20				7004
R 15														
R15 1.6	1647			66 kW	72 -> 80	K 0463	8161	0263	200	21				7003
R15 L - GTL					71 -> 75	K 0400	8002	0605	170	20				7319
R15 TS - R15 TL					71 -> 76	K 0405	8161	0263	200	21				7319
R15 TS - R15TS					75 -> 80	K 0399	8009	0758	180	21				7319
R 16														
1500	1565			40 kW	73 -> 76	K 0463	8161	0263	200	21				7003
1600 TL - TS - TX	1565			40 - 48 - 52 - 61 kW	71 -> 80	K 0463	8161	0263	200	21				7003
R 17														
1.6	1647			66 kW	72 -> 80	K 0463	8161	0263	200	21				7003
R 18														





	CC	Chassis - Engine	Gearbox - Eng. Code	kW	Date				Code	Ø	Z	PD		Code
1.4	1397			47 kW	77 -> 86	K 0450	8009	0758	181	20				7020
1.6	1647	134		54 - 58 kW	78 -> 81	K 0463	8161	0263	200	21				7003
1.6 TS		1342		71 kW	82 -> 86	K 0464	8161	0263	200	21				7021
1.6 Turbo	1565	1345		80 kW	80 -> 82	K 0480	8051	2423	215	21	°			7021
2.0	1995				81 -> 82	K 0515	8046	2301	215	21	°			7021
2.0	1995	1343		77 kW	82 -> 86	K 0480	8051	2423	215	21	°			7021
2.1 Diesel	2068			49 - 53 kW	78 -> 86	K 0462	8161	2028	200	21	°			7021
2.1 TD	2068	134		65 kW	81 -> 86	K 0514	8046	2423	215	21	°			7021
R 19														
1.2	1237	B/C53		40 kW	88 -> 95	K 0510	8009	2096	181	26	°			7022
1.4	1237	B/C53		43 - 59 kW	88 -> 95	K 0510	8009	2096	181	26	°			7022
1.7	1721	B/C53		54 - 64 kW	88 -> 95	K 0511	8028	2694	200	26				7022
1.8 - 1.8 16V	1763	B/C53		99 kW	88 -> 95	K 0511	8028	2694	200	26				7022
1.9 Diesel	1870	Eng. -> C 96560		47 kW	86 -> 92	K 0482	8028	2647	200	26	°			7022
1.9 Diesel	1870	Eng. C 96561 ->		47 kW	88 -> 95	K 0469	8013	2647	200	26	°			7022
R 20														
1.6	1647	127		66 - 71 kW	75 -> 81	K 0463	8161	0263	200	21				7003
1.6		1271		66 Kw	75 -> 77	K 0464	8161	0263	200	21				7021
2.0	1995	1277 - 1272		76 - 80 kW	77 -> 84	K 0480	8051	2423	215	21	°			7021
2.1 Turbo Diesel	2068			47 kW	80 -> 83	K 0462	8161	2028	200	21	°			7021
2.1 TD	2068	127		63 kW	82 -> 83	K 0514	8046	2423	215	21	°			7021
2.2	2165	1279		85 kW	80 -> 83	K 0480	8051	2423	215	21	°			7021
R21														
1.4	1397	L48		51 kW	88 -> 93	K 0510	8009	2096	181	26	°			7022
1.6		K48			88 ->	K 0511	8028	2694	200	26				7022
1.7	1721			54 - 65 - 66 - 69 kW	89 -> 94	K 0511	8028	2694	200	26				7022
1.9 Diesel	1870	Eng. -> C002007			89 -> 93	K 0482	8028	2647	200	26	°			7022
1.9 Diesel	1870	Eng. C002007 ->		47 kW	89 -> 93	K 0469	8013	2647	200	26	°			7022
2.0	1965	L48		75 kW	89 -> 93	K 0511	8028	2694	200	26				7022
2.1 Diesel	2068			48 -51 - 53 kW	86 -> 94	K 0462	8161	2028	200	21	°			7021
R 25														
2.0	1995	B297 - B294		74 - 99 - 103 kW	84 -> 93	K 0480	8051	2423	215	21	°			7021
2.1 Diesel	2068			46 - 51 kW	84 -> 92	K 0462	8161	2028	200	21	°			7021
2.1 Turbo Diesel	2068	B290 - B29W		63 kW	84 -> 92	K 0514	8046	2423	215	21	°			7021
2.2	2165	B29 - B29B - B29E		76 - 79 - 89 - 91 kW	84 -> 92	K 0480	8051	2423	215	21	°			7021
R 30														
2.1 Turbo Diesel	2068	1270	NG3	63 kW	81 -> 84	K 0514	8046	2423	215	21	°			7021
RODEO														
Rodeo 6					78 ->	K 0398	8008	0098	160	20				7020
Rodeo 5					81 ->	K 0408	8009	0758	180	20				7320
Rodeo 6					81 ->	K 0408	8009	0758	180	20				7320
RENAULT L.C.V.														
EXPRESS														
1.0	956				85 ->	K 0510	8009	2096	181	26	°			7022
1.1	1108				85 ->	K 0510	8009	2096	181	26	°			7022
1.4	1390				85 -> 94	K 0510	8009	2096	181	26	°			7022
1.6 Diesel	1595				85 -> 91	K 0510	8009	2096	181	26	°			7022
MASTER I														
2.0 28-35	1995	T		58 kW	86 -> 98	K 0481	8046	2301	215	21	°			7062
2.1 D 28-35	2068	T		44 kW	80 -> 98	K 0481	8046	2301	215	21	°			7062
2.4 D 28-35	2445	T		52 kW	80 -> 89	K 0481	8046	2301	215	21	°			7062
MASTER II														
T30 D 2.1 Diesel	2068				89 -> 92	K 0481	8046	2301	215	21	°			7062






	CC	Chassis - Engine	Gearbox - Eng. Code	kW	Date				Code	Ø	Z	PD		Code
TRAFIC -> 89														
1.4	1397	T1 - T3 - T4			80 -> 89	K 0532	8056	2336	190	20				7020
1.6	1647				80 -> 89	K 0462	8161	2028	200	21	°			7021
1.6 4x4				48 kW	80 -> 86	K 0464	8161	0263	200	21				7021
1.7	1721	T5 - T6 - T7		50 kW	86 -> 89	K 0511	8028	2694	200	26				7022
2.0	1995	T5 - T6 - T7		59 - 63 kW	80 -> 89	K 0515	8046	2301	215	21	°			7021
2.1 Diesel	2068			43 kW	80 -> 89	K 0462	8161	2028	200	21	°			7021
2.1 Diesel		P6		43 kW	82 ->	K 0464	8161	0263	200	21				7021
2.5 Diesel	2445	P6		51 kW	80 -> 89	K 0514	8046	2423	215	21	°			7021
ROVER - LAND ROVER														
LAND ROVER 88 - 109														
Land Rover 88 Petrol/Diesel					71 ->	K 0409	8355	0532	242	10				7317
Land Rover 88/109 Turbo					71 ->	K 0409	8355	0532	242	10				7317
Land Rover 1109 Petrol/Diesel					71 ->	K 0409	8355	0532	242	10				7317
Land Rover 88 Diesel					71 ->	K 0409	8355	0532	242	10				7317
Land Rover 109 Diesel					71 ->	K 0409	8355	0532	242	10				7317
LAND ROVER 90														
Land Rover 90 2.3 Petrol					83-> 87	K 0410	8355	2709	235	23				7317
Land Rover 902 2.5 Petrol/Diesel					83 ->	K 0410	8355	2709	235	23				7317
Land Rover 90 2.5 Turbo D					86 ->	K 0410	8355	2709	235	23				7317
LAND ROVER 110														
Land Rover 110 2.3 Petrol					83 ->	K 0410	8355	2709	235	23				7317
Land Rover 110 2.5 Petrol/Diesel					84 ->	K 0410	8355	2709	235	23				7317
Land Rover 110 2.5 Turbo D					86 ->	K 0410	8355	2709	235	23				7317
60 - 95														
Rover 60					54 -> 59			0106	232	10				
Rover 80 - 90 - 95					50 -> 54			0106	232	10				
200 I														
213 1.3					84 -> 90			2945	190	19				
216 1.6					85 -> 90			2735	215	24				
200 II														
214 1.4					89 -> 96	K 0457	8031	2620	190	18				7005
214 1.4 16V					89 -> 96	K 0457	8031	2620	190	18				7005
216 1.6 16V					89 -> 96			6016	200	20				
300														
300 MK II					63 -> 68			0106	232	10				
1500 - 3500														
1500					75 -> 76			2960	184	20				
2000 - 2500 - 2600					65 -> 70			0492	215	10				
2000					70 ->			0535	215	10				
2000					70 -> 71			1551	215	10				
2200								0492	215	10				
2300					77 ->			0492	215	10				
2400 Diesel					82 ->			2436	241	24				
2500					68 -> 74			1551	215	10				
3000					60 ->			0292	250	10				
3500					71 -> 76			0336	241	10				
3500					76 ->			2007	241	23				
MAESTRO														
1.3		XC		46 kW	83 -> 88	K 0506	8069	2785	190	24	°			2 pcs.
1.6 - 1.6 MG		XC		59 - 61 - 72 - 73 kW	83 -> 90	K 0507	8079	2780	200	24	°			2 pcs.
MONTEGO														
1.3		XE		50 kW	84 -> 88	K 0506	8069	2785	190	24	°			2 pcs.






	CC	Chassis - Engine	Gearbox - Eng. Code	kW	Date				Code	Ø	Z	PD		Code
1.3 L - HL				51 kW	88 -> 91	K 0507	8079	2780	200	24	°			2 pcs.
SAAB														
90														
2.0				74 kW	84 -> 87	K 0536	8180	2682	200	17	°			2 pcs.
99														
2.0				70 - 74 kW	72 -> 84	K 0536	8180	2682	200	17	°			2 pcs.
900 I														
2.0 c				74 - 79 kW	82 -> 88	K 0536	8180	2682	200	17	°			2 pcs.
2.0 i				81 - 85 kW	85 -> 90	K 0536	8180	2682	200	17	°			2 pcs.
2.0 EMS				87 kW	79 -> 80	K 0536	8180	2682	200	17	°			2 pcs.
2.0 - 16				93 kW	89 -> 93	K 0536	8180	2682	200	17	°			2 pcs.
SEAT														
FURA														
0.9	903		4 Speed	29 - 31 - 33 kW	84 -> 86	K 0112	8003	2757	170	20	°			7007
0.9	903		5 Speed	29 - 31 - 33 kW	82 -> 86	K 0440	8003	2664	170	17	°			7007
IBIZA I														
0.9	903		4 Speed	29 - 32 kW	84 -> 89	K 0112	8003	2757	170	20	°			7007
0.9	903		5 Speed	29 - 32 kW	86 -> 93	K 0440	8003	2664	170	17	°			7007
1.2 - 1.2 i		021A		44 - 47 kW	84 -> 93	K 0537	8057	2501	190	17				7065
1.5 - 1.5 i		021A		63 - 65 - 74 kW	84 -> 93	K 0537	8057	2501	190	17				7065
1.5 i CAT		021A		66 kW	86 -> 93	K 0537	8057	2501	190	17				7065
1.7 Diesel	1714	021A		40 - 42 kW	84 -> 93	K 0512	8027	1871	200	17	°			7046
MALAGA														
1.2 - 1.2 i		023A		44 - 47 - 52 kW	84 -> 93	K 0537	8057	2501	190	17				7065
1.5 - 1.5 i		023A		63 - 65 - 74 kW	84 -> 93	K 0537	8057	2501	190	17				7065
1.5 i CAT		023A		66 kW	86 -> 93	K 0537	8057	2501	190	17				7065
1.7 Diesel	1714	023A		40 - 42 kW	85 -> 93	K 0512	8027	1871	200	17	°			7046
MARBELLA														
0.8	843		4 Speed	25 kW	86 -> 91	K 0112	8003	2757	170	20	°			7007
0.9	903		4 Speed	29 kW	86 -> 91	K 0112	8003	2757	170	20	°			7007
0.9	903		5 Speed	29 kW	86 -> 96	K 0440	8003	2664	170	17	°			7007
RONDA														
1.2		022A		44 - 47 kW	84 -> 86	K 0537	8057	2501	190	17				7065
1.4		022A		54 kW	82 -> 88	K 0537	8057	2501	190	17				7065
1.5		022A		63 kW	84 -> 86	K 0537	8057	2501	190	17				7065
1.7 Diesel	1714	022A		40 - 41 kW	82 -> 86	K 0512	8027	1871	200	17	°			7046
TERRA														
0.9	903		4 Speed	29 kW	87 -> 96	K 0112	8003	2757	170	20	°			7007
0.9	903		5 Speed	29 kW	87 -> 96	K 0440	8003	2664	170	17	°			7007
SKODA														
100 - 135 - ESTELLE														
100 1.0	988				69 -> 78	K 0445	8136	0472	181	10				7081
105 1.05	1046	742 - 744		32 - 33 - 34 kW	76 -> 90	K 0486	8067	2627	190	10				7081
110 1.1	1107				70 -> 77	K 0445	8136	0472	181	10				7081
120 1.2	1174	742 - 744		35 - 38 - 43 kW	76 -> 90	K 0486	8067	2627	190	10				7081
130 1.3	1289	S135		39 - 43 kW	87 -> 91	K 0486	8067	2627	190	10				7081
135 1.3	1289				87 ->	K 0486	8067	2627	190	10				7081
SUZUKI														
SWIFT I														
1.0 Turbo				52 kW	85 -> 89	K 0552	8129	2829	190	18	°			7013
1.3 - 1.3 GTi - GXi				47 - 50 - 54 - 74 kW	84 -> 89	K 0552	8129	2829	190	18	°			7013
SAMURAI - SANTANA														

	CC	Chassis - Engine	Gearbox - Eng. Code	kW	Date						PD	
						Code	Ø	Z				
1.0 SJ 410					81 -> 88			2512	181	18		
1.3 SJ 413					86 -> 96			2529	190	20		
SJ												
1.3 GTi		EA - MA		74 kW	89 -> 01	K 0503	8129	6280	190	18	°	7093
SJ 410 1.0 4x4					81 -> 88			2512	181	18		
SJ 413 1.3 4x4					85 -> 96			2529	190	20		
SUPER CARRY												
800					78 -> 84			2512	181	18		
1000					85 ->			2512	181	18		
VITARA												
1.6					88 -> 91			2645	200	20		
TALBOT												
SIMCA												
900-900C - 1000					64 -> 65	K 0411	8350	0377	160	21		7020
1000 - 1000 S					68 ->	K 0412	8351	0377	160	21		7020
1000 LS - 1000 GLE - 1000GLS - 1000 S4 - 5 CV					72 ->	K 0413	8008	0377	160	21		7020
1100 - 1100 Special					68 -> 72	K 0414	8352	0757	180	21		7020
1006 6 CV - GLS 6 CV - 1000 Rally I - II 7CV					73 ->	K 0415	8009	0757	180	21		7020
1100 LS Berlina- Break - GLS - LX - 1100 Special					72 ->	K 0415	8009	0757	180	21		7020
Break - Fourgonette - TI					-> 75	K 0415	8009	0757	180	21		7020
1100 TI - Special					75 >	K 0415	8009	0757	180	21		7020
1307												
1307 GLS - S					75-> 78	K 0416	8009	1523	180	18		7020
1307 GLS - S					78-> 79	K 0417	8056	1713	190	18		7020
1308												
1308 GT					76-> 78	K 0416	8009	1523	180	18		7020
1308 GT - 1308 GLS					78 -> 79	K 0417	8056	1713	190	18		7020
1510												
1510 LS - 1510 GL - GLS					79-> 81	K 0417	8056	1713	190	18		7020
HORIZON												
Horizon 1.1 GL - LS - 1.3 GLS					78-> 82	K 0418	8009	1523	180	18		7025
Horizon 1.4 GLS - SX					82-> 86	K 0414	8056	1713	190	18		7020
Horizon 1.6 Premium					82-> 86	K 0419	8028	2489	200	18		7020
Horizon 1.9 EXD - LD					82-> 86	K 0123	8028	2489	200	18		7025
MATRA												
Matra Bagheera					-> 75	K 0415	8009	0757	180	21		7020
Matra Bagheera - Bagheera S					75 >	K 0416	8009	1523	180	18		7020
Matra Bagheera S					78-> 80	K 0417	8056	1713	190	18		7020
Matra Murena 1.6					80-> 86	K 0419	8028	2489	200	18		7020
Matra Rancho					77 ->	K 0416	8009	1523	180	18		7020
Matra Rancho					-> 82	K 0417	8056	1713	190	18		7020
SAMBA												
Samba 1.0					81-> 85	K 0420	8009	1523	180	20		7004
Samba 1.1					81-> 85	K 0420	8009	1523	180	20		7004
Samba 1.4 - Cabriolet					82-> 84	K 0420	8009	1523	180	20		7004
SOLARA												
Solara 1.3 LS					80-> 82	K 0417	8056	1713	190	18		7020
Solara 1.4 GL					80-> 82	K 0417	8056	1713	190	18		7020
Solara 1.6					80-> 84	K 0123	8028	2489	200	18		7025
TRABANT												
601					65 -> 90			2571	160	12		
UAZ												
452 Berlina - 469 Diesel Peugeot - 469 Petrol Off-road								1515	250	10		

	CC	Chassis - Engine	Gearbox - Eng. Code	kW	Date							PD	
						Code	Ø	Z	Code	Ø	Z		
469 Petrol Off-road									2432	241	10		
New UAZ									2044	215	10		
Racing 2.0									2716	215	10		
TOYOTA													
CARINA II													
1.6				72 - 75 kW	87 -> 92	K 0548	8149	2929	215	21	°		7024
2.0				89 kW	87 -> 92	K 0549	8151	2928	225	20	°		7086
CELICA													
1.6 STI				77 kW	89 -> 94	K 0548	8149	2929	215	21	°		7024
LAND CRUISER													
2.4				84 kW	88 -> 96	K 0550	8151	2920	225	21	°		7085
VOLKSWAGEN													
DERBY													
0.9		86		29 kW	77 -> 81	K 0421	8068	2786	181	24	°		7026
1.0		Chass. -> G050 000		29 - 33 kW	81 -> 84	K 0421	8068	2786	181	24	°		7026
1.0		Ch. G050 001 -> G170 000		29 - 33 kW	81 -> 84	K 0428	8068	2786	181	24	°		7028
1.0		Chass. G170 001 ->		29 - 33 kW	81 -> 84	K 0429	8063	2792	190	24	°		7028
1.1		86 - 86C - 80		37 kW	77 -> 83	K 0421	8068	2786	181	24	°		7026
1.3		Eng. -> 054 060	HK	40 kW	83 -> 84	K 0421	8068	2786	181	24	°		7026
1.3		86 - 86C - 80		44 kW	81 -> 84	K 0421	8068	2786	181	24	°		7026
1.3		Chass. G-015 001 ->	GK	55 kW	82 -> 84	K 0429	8063	2792	190	24	°		7028
GOLF I													
1.1		17		37 - 38 - 44 kW	74 -> 83	K 0421	8068	2786	181	24	°		7026
1.3		17		44 kW	79 -> 86	K 0421	8068	2786	181	24	°		7026
1.5		17		51 kW	74 -> 83	K 0506	8069	2785	190	24	°		2 pcs.
1.5 D		17		37 kW	76 -> 80	K 0506	8069	2785	190	24	°		2 pcs.
1.6		17		55 kW	75 -> 77	K 0506	8069	2785	190	24	°		2 pcs.
1.6 GTI		17		81 kW	-> 80	K 0506	8069	2785	190	24	°		2 pcs.
1.6 GTI		17		81 kW	80 ->	K 0507	8079	2780	200	24	°		2 pcs.
1.6 D		17		40 kW	80 -> 83	K 0507	8079	2780	200	24	°		2 pcs.
1.6 TD		17		51 kW	82 -> 83	K 0507	8079	2780	200	24	°		2 pcs.
1.6 TD & Taxi		17		51 kW	82 -> 83	K 0508	8090	2823	210	24	°		2 pcs.
1.8 - 1.8 GTI		17		82 kW	82 -> 83	K 0508	8090	2823	210	24	°		2 pcs.
GOLF II													
1.0		19E - 1G1	GN	33 kW	83 -> 85	K 0421	8068	2786	181	24	°		7026
1.0		Chass. -> G-160 000	HZ	37 kW	85 -> 91	K 0518	8063	2792	190	24	°		7026
1.0		Chass. G-160 001 ->	HZ	37 kW	85 -> 91	K 0429	8063	2792	190	24	°		7028
1.3		Eng. 001 362 ->	NU	37 kW	83 -> 92	K 0429	8063	2792	190	24	°		7028
1.3		Eng. -> 001 000	MH	37 kW	83 -> 92	K 0429	8063	2792	190	24	°		7028
1.3		Eng. 008562- 051000	MH	37 kW	83 -> 92	K 0429	8063	2792	190	24	°		7028
1.3		Eng. 052 707 ->	MH	37 kW	83 -> 92	K 0429	8063	2792	190	24	°		7028
1.3			HK	37 kW	83 -> 92	K 0421	8068	2786	181	24	°		7026
1.3		Eng. -> 009 203	GT	44 kW	83 -> 86	K 0421	8068	2786	181	24	°		7026
1.3		Chass. G-160 001 ->	GT	44 kW	83 -> 86	K 0429	8063	2792	190	24	°		7028
1.6		19E - 1G1		51 - 53 - 55 kW	83 -> 92	K 0506	8069	2785	190	24	°		2 pcs.
1.6 D		19E - 1G1		40 kW	83 -> 91	K 0507	8079	2780	200	24	°		2 pcs.
1.6 D & Taxi	1588	19E - 1G1		40 kW	83 -> 91	K 0508	8090	2823	210	24	°		2 pcs.
1.6 TD		19E - 1G1		44 - 51 kW	83 -> 91	K 0507	8079	2780	200	24	°		2 pcs.
1.6 TD & Taxi		19E - 1G1		51 kW	83 -> 91	K 0508	8090	2823	210	24	°		2 pcs.
1.8		19E - 1G1		62- 66 kW	84 -> 91	K 0508	8090	2823	210	24	°		2 pcs.
1.8 GTI		19E - 1G1		77 - 79 - 82 kW	84 -> 91	K 0508	8090	2823	210	24	°		2 pcs.
1.8 GTI		19E - 1G1		95 - 102 kW	86 -> 91	K 0521	8090	2825	210	28	°		2 pcs.
1.8 GTI G60 - G60 Syncro	1781	19E - 1G1		118 kW	88 -> 91	K 0520	8104	2768	228	28			7063

	CC	Chassis - Engine	Gearbox - Eng. Code	kW	Date						PD	
						Code	Ø	Z	Code			
1.8 Syncro		19E - 1G1		66 - 72 kW	86 -> 91	K 0508	8090	2823	210	24	°	2 pcs.
JETTA I												
1.0		16/1G		33 kW	-> 91	K 0518	8063	2792	190	24	°	7026
1.1				37 kW	79 -> 84	K 0421	8068	2786	181	24	°	7026
1.3		16 - 19E - 1G2		40 - 44 kW	78 -> 85	K 0421	8068	2786	181	24	°	7026
1.3		Eng. -> 009 203		43 kW	83 -> 85	K 0421	8068	2786	181	24	°	7026
1.3		Chass. G-160 001 ->		43 kW	83 -> 85	K 0518	8063	2792	190	24	°	7026
1.5		16		48 - 51 kW	79 -> 83	K 0506	8069	2785	190	24	°	2 pcs.
1.5 D		16		37 kW	79 -> 80	K 0506	8069	2785	190	24	°	2 pcs.
1.6		16		55 - 63 kW	78 -> 85	K 0506	8069	2785	190	24	°	2 pcs.
1.6		16		81 kW	79 -> 82	K 0507	8079	2780	200	24	°	2 pcs.
1.6 D		16		40 kW	80 -> 85	K 0507	8079	2780	200	24	°	2 pcs.
1.6 D & Taxi		16		40 kW	83 -> 85	K 0508	8090	2823	210	24	°	2 pcs.
1.6 TD		16		51 kW	82 -> 85	K 0507	8079	2780	200	24	°	2 pcs.
1.6 TD & Taxi		16		51 kW	82 -> 85	K 0508	8090	2823	210	24	°	2 pcs.
1.8		16		66 - 82 kW	82 -> 85	K 0508	8090	2823	210	24	°	2 pcs.
JETTA II												
1.3		Eng. -> 001 000	MH	40 kW	84 -> 91	K 0429	8063	2792	190	24	°	7028
1.3		Eng. 008562-051000	MH	40 kW	84 -> 91	K 0429	8063	2792	190	24	°	7028
1.3		Eng. 052 707 ->	MH	40 kW	84 -> 91	K 0429	8063	2792	190	24	°	7028
1.3		Eng. -> 009 203	GT	44 kW	84 -> 86	K 0421	8068	2786	181	24	°	7026
1.3		E. 009204-> Ch. G-160000	GT	44 kW	84 -> 86	K 0518	8063	2792	190	24	°	7026
1.3		Chass. G-160 001 ->		44 kW	84 -> 86	K 0429	8063	2792	190	24	°	7028
1.6		19E - 1G2		51 - 53 - 55 kW	84 -> 92	K 0506	8069	2785	190	24	°	2 pcs.
1.6 D		19E - 1G2		40 kW	84 -> 91	K 0507	8079	2780	200	24	°	2 pcs.
1.6 D & Taxi		19E - 1G2		40 kW	84 -> 91	K 0508	8090	2823	210	24	°	2 pcs.
1.6 TD		19E - 1G2		44 - 51 kW	84 -> 91	K 0507	8079	2780	200	24	°	2 pcs.
1.6 TD & Taxi		19E - 1G2		51 - 59 kW	89 -> 91	K 0508	8090	2823	210	24	°	2 pcs.
1.8		19E - 1G2		62 - 66 - 79 - 82 kW	84 -> 91	K 0508	8090	2823	210	24	°	2 pcs.
1.8 16V		19E - 1G2		95 - 102 kW	87 -> 89	K 0521	8090	2825	210	28	°	2 pcs.
1.8 GT					84 ->	K 0508	8090	2823	210	24	°	2 pcs.
1.8 Syncro				62 - 66 - 72 kW	86 -> 91	K 0508	8090	2823	210	24	°	2 pcs.
MAGGIOLINO												
1200 A Inland - 1200 - 1200 A - 1300 - 1300 A			mod. diaf.		-> 70	K 0431	8353	2786	180	24		7321
1200 A Export-1300-1300A-1302(1,2t)-1303(1,3t)					70 ->	K 0432	8354	2786	180	24		7032
PASSAT -> 82												
1.3		32 - 32B		40 - 44 kW	73 -> 80	K 0487	8064	2785	190	24	°	7032
1.5				55 - 63 kW	73 -> 75	K 0487	8064	2785	190	24	°	7032
1.5 D		32		37 kW	77 -> 80	K 0487	8064	2785	190	24	°	7032
1.6		32 - 32B		53 - 63 kW	73 -> 80	K 0487	8064	2785	190	24	°	7032
1.6		32		81 kW	79 -> 80	K 0488	8030	2837	200	24	°	7032
1.6 D		32B		40 kW	80 -> 88	K 0487	8064	2785	190	24	°	7032
1.6 D & Taxi		32B		40 kW	80 -> 88	K 0488	8030	2837	200	24	°	7032
PASSAT 82 -> 88												
1.6		32B		55 kW	-> 86	K 0487	8064	2785	190	24	°	7032
1.6		32B		53 kW	86 ->	K 0527	8103	2760	215	28	°	7063
1.6 TD		32B		51 kW	82 -> 88	K 0488	8030	2837	200	24	°	7032
1.6 TD & Taxi		32B		51 kW	82 -> 88	K 0525	8030	2823	210	24	°	7032
1.8	1781	32B		64 - 66 - 82 kW	83 -> 88	K 0525	8030	2823	210	24	°	7032
POLO 75 -> 81												
0.8		80 - 86 - 87		25 kW	76 -> 78	K 0421	8068	2786	181	24	°	7026
0.9		86		29 kW	75 -> 81	K 0421	8068	2786	181	24	°	7026
1.1		86		37 kW	74 -> 81	K 0421	8068	2786	181	24	°	7026
1.3		80 - 86 - 87		43 - 44 kW	76 -> 81	K 0421	8068	2786	181	24	°	7026

	CC	Chassis - Engine	Gearbox - Eng. Code	kW	Date				Code	Ø	Z	PD		Code
POLO 81 -> 94														
1.0		Chass. -> G 050 000		29 - 33 kW	81 -> 86	K 0421	8068	2786	181	24	°			7026
1.0		G 050001 -> G 170001		29 - 33 kW	81 -> 86	K 0428	8068	2786	181	24	°			7028
1.0		Chass. G 170 001 ->		29 - 33 kW	81 -> 94	K 0429	8063	2792	190	24	°			7028
1.1				37 kW	81 -> 89	K 0421	8068	2786	181	24	°			7026
1.3		86C - 80		55 kW	82 -> 94	K 0429	8063	2792	190	24	°			7028
1.3		86C - 80		40 - 43 - 44 - 77 kW	81 -> 85	K 0421	8068	2786	181	24	°			7026
1.3 D		86C - 80		33 kW	86 -> 90	K 0429	8063	2792	190	24	°			7028
SANTANA														
1.6 D	1588	32B		40 kW	81 -> 88	K 0488	8030	2837	200	24	°			7032
1.6 TD	1588	32B		51 kW	81 -> 84	K 0488	8030	2837	200	24	°			7032
1.6 TD	1588	32B		51 kW	81 -> 84	K 0525	8030	2823	210	24	°			7032
1.8	1781			66 kW	83 -> 85	K 0525	8030	2823	210	24	°			7032
SCIROCCO														
1.1		53		37 - 38 kW	74 -> 79	K 0421	8068	2786	181	24	°			7026
1.3		53B		40 - 44 kW	80 -> 84	K 0421	8068	2786	181	24	°			7026
1.5		53 - 53B		51 - 55 - 63 kW	74 -> 80	K 0506	8069	2785	190	24	°			2 pcs.
1.6 - 1.6 4x4		53 - 53B		55 - 63 - 81 kW	75 -> 90	K 0506	8069	2785	190	24	°			2 pcs.
1.6 GTI		53B		81 kW	80 -> 82	K 0507	8079	2780	200	24	°			2 pcs.
1.7					80 ->	K 0506	8069	2785	190	24	°			2 pcs.
1.8		Chass. -> E-004 327		66 kW	82 -> 92	K 0507	8079	2780	200	24	°			2 pcs.
1.8		Chass. E-004 328 ->		66 - 70 - 82 kW	82 -> 92	K 0508	8090	2823	210	24	°			2 pcs.
1.8 GTI					83 -> 92	K 0508	8090	2823	210	24	°			2 pcs.
1.8 16V				95 - 102 kW	85 -> 89	K 0521	8090	2825	210	28	°			2 pcs.
VOLKSWAGEN L.C.V.														
CADDY														
1.5					82 -> 83	K 0508	8090	2823	210	24				2 pcs.
1.6					83 -> 92	K 0508	8090	2823	210	24				
1.6 Diesel					82 -> 93	K 0508	8090	2823	210	24				2 pcs.
1.8					85 -> 92	K 0508	8090	2823	210	24				
LT I 28 - 50														
2.4 - 2.4 i	2383	281 - 363		66 - 69 kW	82 -> 96	K 0524	8100	2455	228	23	°			7032
2.4 D	2383	281 - 363		51 - 54 kW	89 -> 92	K 0524	8100	2455	228	23	°			7032
2.4 TD	2383	281 - 363		68 - 70 - 75 kW	88 -> 92	K 0524	8100	2455	228	23	°			7032
LT I 40 - 55														
2.4 - 2.4 i	2383	291 - 512		66 - 69 kW	82 -> 96	K 0524	8100	2455	228	23	°			7032
2.4 TD	2383	291 - 512		68 - 70 - 75 kW	88 -> 96	K 0524	8100	2455	228	23	°			7032
TARO														
2.4 D				58 - 59 - 61 kW	89 -> 97	K 0550	8151	2920	225	21	°			7085
TRANSPORTER T3														
1.6 D	1588			37 kW	81 -> 87	K 0526	8102	2852	215	24	°			7032
1.6 TD - Syncro	1588			51 kW	84 -> 92	K 0526	8102	2852	215	24	°			7032
1.7 D	1715			42 kW	86 -> 92	K 0526	8102	2852	215	24	°			7032
VOLVO														
140														
2.0		142 - 144		60 - 70 - 91 kW	68 -> 75	K 0538	8091	0494	215	10				7082
2.0 S		142 - 144		74 - 85 kW	68 -> 72	K 0538	8091	0494	215	10				7082
240														
2.0		P242 - P244		60 - 65 kW	74 -> 79	K 0538	8091	0494	215	10				7082
2.0		P242 - P244		76 - 100 kW	84 -> 85	K 0533	8091	2869	215	22				7082
2.1		P242 - P244		71 - 74 - 79 - 90 kW	74 -> 84	K 0538	8091	0494	215	10				7082
2.1		P242 - P244		71 kW	78 -> 93	K 0533	8091	2869	215	22				7082
2.3		P242 - P244		81 - 83 - 85 - 96 kW	84 -> 93	K 0533	8091	2869	215	22				7082

	CC	Chassis - Engine	Gearbox - Eng. Code	kW	Date				Code	Ø	Z	PD		Code
340 - 360														
1.7		343 - 345		59 kW	85 -> 91	K 0456	8028	2723	200	20				7017
2.0		343 - 345		65 - 70 - 83 - 85 kW	80 -> 84	K 0454	8091	2442	215	24				7016
440 - 460														
1.6		445		61 kW	88 -> 96	K 0511	8028	2694	200	26				7022
1.7		445		70 - 75 - 78 kW	88 -> 96	K 0511	8028	2694	200	26				7022
1.7 Turbo		445		88 - 90 kW	88 -> 96	K 0511	8028	2694	200	26				7022
480														
1.7		-> 567599		70 - 75 - 78 - 80 kW	87 -> 96	K 0511	8028	2694	200	26				7022
1.7 Turbo		-> 567599		88 - 90 kW	87 -> 96	K 0511	8028	2694	200	26				7022
740														
2.0				89 kW	85 -> 92	K 0533	8091	2869	215	22				7082
2.3				83 - 85 - 96 - 100 kW	84 -> 90	K 0533	8091	2869	215	22				7082
P121														
1.8				55 kW	67 -> 71	K 0538	8091	0494	215	10				7082
2.0				60 Kw	68 -> 71	K 0538	8091	0494	215	10				7082
P122														
1.8				63 - 66 - 76 Kw	66 -> 71	K 0538	8091	0494	215	10				7082
P2200														
1.8				50 Kw	64 -> 67	K 0538	8091	0494	215	10				7082
ZASTAVA														
45 - 65														
0.9	903		4M	33 kW	80 ->	K 0112	8003	2757	170	20	°			7007
1.1	1116		4M	40 kW	84 -> 91	K 0453	8009	1855	181	17				7065
1.3 (Flywheel thickness 28 mm.)	1290		4M	128A1.000	76 ->	K 0505	8010	1855	181	17				7065
1.3 (Flywheel thickness 31 mm.)	1290		4M	48 kW	88 -> 91	K 0453	8009	1855	181	17				7065
101														
1.1 - 1.3 (Flywheel thickness 31 mm.)		1100		37 - 40 - 41 - 47 - 48 kW	75 -> 93	K 0505	8010	1855	181	17				7065
1.3 (Flywheel thickness 28 mm.)		1100			81 -> 93	K 0453	8009	1855	181	17				7065
311 - 513														
1.1 - 1.3 (Flywheel thickness 31mm.)					83 -> 90	K 0505	8010	1855	181	17				7065
1.3 (Flywheel thickness 28mm.)					83 -> 90	K 0453	8009	1855	181	17				7065
FLORIDA														
1.4			5M	160A1.000	89 ->	K 0442	8019	0304	181	20	°			7065
1.6			5M	1600A2.000	89 ->	K 0152	8060	2587	190	20	°			7065
SANA														
1.4			5M	160A1.000	89 ->	K 0442	8019	0304	181	20	°			7065
1.4 4x4					89 ->	K 0442	8019	0304	181	20	°			7065
1.6			5M	1600A2.000	89 ->	K 0152	8060	2587	190	20	°			7065

CODICE	Ø	MOZZO	Z	TYPE
0050	140	17,4X15XSP	20	R
0051	155	17,4X15XSP	20	M
0053	187	23X20XSP	20	M
0057	155	17,4X15XSP	20	M
0067	165	20X16X2,5	10	R
0098	160	17,3X15,2XSP	20	M
0102	200	20X18XSP	24	M
0106	232	29X23X4,5	10	M
0129	155	17,4X15XSP	20	R
0174	187	22X18X5	6	R
0177	187	22X18X5	6	R
0179	187	22X18X5	6	R
0187	216	25,4X23XSP	23	M
0199	140	17X14,5X4	6	R
0200	187	22,5X18X3,5	10	M
0225	279	35X29X5,5	10	M
0263	200	24X21XSP	21	M
0269	352	51X41,8X8	10	M
0280	228	29X23X4	10	M
0281	215	22,5X20XSP	20	M
0284	215	25,8X23,7XSP	23	M
0292	250	29X23X4,5	10	M
0297	230	24,2X22,5XSP	21	M
0304	181	22,5X20XSP	20	M
0336	241	29X23X4,5	10	M
0375	180	17,5X16XSP	21	M
0377	160	17,5X16XSP	21	M
0382	250	32X26X5	10	M
0384	181	20X18XSP	24	M
0402	215	22,5X18X3,5	10	M
0412	200	23X18X3	10	R
0439	225	29X23X4,5	10	M
0466	250	32X26X5	10	M

CODICE	Ø	MOZZO	Z	TYPE
0470	160	21X18XSP	18	R
0472	181	20X16X2,5	10	R
0482	181	20X18XSP	18	R
0483	200	29X23X4	10	M
0492	215	25,4X21X4	10	M
0493	228	24X22XSP	21	M
0494	215	26X21X4	10	M
0508	205	22,5X20XSP	20	M
0528	200	20X16X2,5	10	R
0529	215	25,5X21X4	10	M
0532	242	29X23X4,5	10	M
0535	215	25,4X21X4	10	M
0540	241	32X26X5	10	M
0549	200	22,5X20XSP	20	M
0555	160	39X36XSP	54	R
0575	228	23,8X22XSP	22	M
0580	165	22,2X20XSP	20	M
0605	170	17,3X15,2XSP	20	M
0633	241	32X26X5	10	M
0639	180	29X23X4	10	M
0673	215	18X16XSP	24	M
0674	215	20X18XSP	24	M
0713	180	19X17XSP	17	M
0719	215	29X24,4XSP	10	M
0732	215	23X20XSP	20	M
0736	160	17,4X15XSP	20	M
0757	180	17,5X16XSP	21	M
0758	180	17,3X15,2XSP	20	M
0810	215	22,5X18X3,5	10	R
0841	200	48X45XSP	29	R
1515	250	35X29X5,5	10	M
1523	180	20,4X18,3XSP	18	M
1551	215	25,4X21X4	10	M

TYPE: R disco rigido (rigid disc)

TYPE: M disco con parastrappi (disc with torsion damper)

CODICE	Ø	MOZZO	Z	TYPE
1593	228	29X23X4	10	M
1620	215	24,3X22,5XSP	22	M
1645	228	22,2X20XSP	20	M
1646	228	20,2X18XSP	24	M
1683	215	23X20XSP	20	M
1690	190	19X17XSP	17	M
1713	190	20,5X18XSP	18	M
1759	242	29X23X4	10	M
1855	181	19X17XSP	17	M
1871	200	19X17XSP	17	M
1915	267	25,4X23XSP	23	M
2007	241	25,4X23XSP	23	M
2028	200	24X21XSP	21	M
2044	215	35X29X5,5	10	R
2048	200	19X17XSP	17	M
2064	200	22,5X20XSP	20	M
2082	215	22,5X20XSP	20	M
2096	181	21,5X20XSP	26	M
2138	242	25,4X23XSP	23	M
2221	268	29X23X4,5	10	M
2229	160	20X18XSP	18	R
2301	215	23,5X18,5XSP	21	M
2306	228	24X21XSP	21	M
2314	235	24X21XSP	21	M
2330	200	20,5X18,5XSP	24	M
2331	200	20,5X18,5XSP	18	M
2336	190	17X15XSP	20	M
2344	215	29X24,5XSP	10	M
2362	241	25,4X23XSP	24	M
2423	215	24X21XSP	21	M
2432	241	35X29X5,5	10	M
2441	230	25X22XSP	14	M
2442	215	20,3X18,3XSP	14	M
2455	228	24X21,5XSP	23	M

CODICE	Ø	MOZZO	Z	TYPE
2460	190	22,5X20XSP	20	M
2467	190	20X18XSP	24	M
2469	230	23X20XSP	20	M
2481	200	20X18XSP	18	M
2488	190	23X20XSP	20	M
2489	200	21X18XSP	18	M
2501	190	19X17XSP	17	M
2512	181	20X18XSP	18	M
2529	190	22,5X20XSP	20	M
2546	215	25X22XSP	14	M
2547	241	25,4X22XSP	21	M
2551	267	29X23X4	10	M
2563	155	17X14,5X4	6	M
2571	160	20X17XSP	12	R
2577	228	25,4X22XSP	14	M
2578	267	32X26X5	10	M
2579	241	29X23X4,5	10	R
2580	241	29X23X4,5	10	M
2581	241	32X26X5	10	M
2587	190	22,5X20XSP	20	M
2606	218	19X17XSP	17	M
2620	190	21X18XSP	18	M
2624	181	19X17XSP	17	M
2626	215	22X19XSP	19	M
2627	190	20X16X2,5	10	M
2629	180	17X15XSP	20	M
2637	215	21X18XSP	18	M
2645	200	22,2X20XSP	20	M
2646	181	21X18XSP	18	M
2647	200	21,5X20XSP	26	M
2650	215	28,7X26,5XSP	26	M
2652	228	28,7X26,5XSP	26	M
2653	228	23X20XSP	20	M
2660	215	23X20XSP	20	M

TYPE: R disco rigido (rigid disc)

TYPE: M disco con parastrappi (disc with torsion damper)

CODICE	Ø	MOZZO	Z	TYPE
2663	230	29X23X4	10	M
2664	170	19X17XSP	17	M
2668	215	21X18XSP	18	M
2671	181	20,8X18XSP	18	M
2682	200	19X17XSP	19	M
2690	215	29X24,5XSP	10	M
2694	200	21,5X20XSP	26	M
2696	215	25X22XSP	14	M
2709	235	26X23XSP	23	M
2714	190	17,5X15XSP	20	M
2716	215	29,0X35X5,5	10	M
2720	200	18,5X15,5XSP	14	M
2723	200	23X20XSP	20	M
2735	215	25,3X23XSP	23	M
2749	228	24X21XSP	21	M
2755	241	26X23XSP	23	M
2756	241	26X23XSP	23	M
2757	170	17X15XSP	20	M
2759	200	21X18XSP	24	M
2760	215	22X20XSP	28	M
2762	225	26X23XSP	23	M
2764	160	17X15XSP	20	M
2768	228	22X20XSP	28	M
2780	200	21X18XSP	24	M
2782	190	19,5X15,5XSP	14	M
2785	190	21X18XSP	24	M
2786	181	21X18XSP	24	M
2787	200	21X18XSP	24	M
2790	215	29X23X4	10	M
2792	190	21X18XSP	24	M
2794	200	20X17XSP	17	M
2795	216	26X23XSP	23	M
2797	200	21X18XSP	24	M
2800	165	19X17XSP	17	M

CODICE	Ø	MOZZO	Z	TYPE
2805	190	20X17XSP	17	M
2823	210	21X18XSP	24	M
2825	210	22X20XSP	28	M
2826	215	29X23X4	10	M
2829	190	19X17XSP	18	M
2832	225	24X22XSP	22	M
2833	170	18,5X15,5XSP	14	M
2834	180	18,5X15,5XSP	14	M
2837	200	21X18XSP	24	M
2838	228	29X23X4	10	M
2839	200	23X20XSP	20	M
2841	241	26X23XSP	23	M
2845	185	23X20XSP	20	M
2847	240	29X23X4	10	M
2851	210	24X21XSP	23	M
2852	215	21X18XSP	24	M
2853	200	23X20XSP	20	M
2858	215	20,7X18XSP	24	M
2860	216	20,7X18XSP	24	M
2865	215	20,7X18XSP	24	M
2869	215	25X22XSP	22	M
2870	228	21X18XSP	24	M
2877	230	25X22XSP	14	M
2881	228	29X23X4	10	M
2883	200	22X19XSP	19	M
2887	200	26X21X4	10	M
2892	200	25X23XSP	24	M
2913	215	22,2X20XSP	20	M
2920	225	28,5X25,5XSP	21	M
2928	225	27,8X24,4XSP	20	M
2929	215	24X21XSP	21	M
2937	181	21X18XSP	18	M
2945	190	20,5X18XSP	19	M
2952	190	23X20XSP	20	M

TYPE: R disco rigido (rigid disc)


TYPE: M disco con parastrappi (disc with torsion damper)

CODICE	Ø	MOZZO	Z	TYPE
2953	190	25,5X23XSP	23	M
2960	190	23X20XSP	20	M
2968	200	25,5X23XSP	24	M
2976	203	25X22XSP	14	M
2980	200	25X22XSP	14	M
3604	250	29X23X4	10	M
6016	200	22,2X20XSP	20	M
6077	215	20X18XSP	18	M
6089	241	26X23XSP	23	R
6107	190	20,7X18XEV	18	M
6149	240	22X25XEV	14	M
6152	228	23X29X4	10	R
6189	170	38X31,5X6	8	R
6194	190	22X19XEV	19	M
6195	190	22X19XEV	19	M
6265	180	17X15XEV	20	M
6280	190	18x20x ev	18	M

TYPE: R disco rigido (rigid disc)
TYPE: M disco con parastrappi (disc with torsion damper)



SPECIALISTI IN FRIZIONI E FRENI CLUTCHES AND BRAKES SPECIALISTS



Our main partner:



E. SASSONE SRL

S.A.F.F.A. s.r.l

Via Roma n. 1/b
15039 Ozzano Monferrato (AL) – ITALY
Tel. ++39 - 0142487183 – Fax ++39 - 0142487083
E-mail : uffcomm@saffa.it
<http://www.saffa.it>